



# 1st Track Dream-Bowl Palace Open 2010



## Finale 4

				Hdcp.	RO
1	Paul Moor England	212	228	440	
8	Ghislaine van der Tol Netherlands	248	183	447	16
4	Dominic Barrett England	206	212	418	
5	Marco Baade Germany	163	236	399	
3	Robert Andersson Sweden	222	227	449	
6	Thomas Larsen Denmark	248	156	404	
2	Jens Nickel Germany	177	236	413	
7	Tomas Leandersson Sweden	178	212	390	

## Finale 5

				Hdcp.	RO
	Robert Andersson Sweden	232	219	451	
	Dominic Barrett England	182	163	345	
	Jens Nickel Germany	202	222	424	
	Ghislaine van der Tol Netherlands	202	214	432	16

## Finale 6

				Hdcp.	RO
	Robert Andersson Sweden	194	190	384	
	Ghislaine van der Tol Netherlands	179	193	388	16

**Ghislaine van der Tol**  
Netherlands

1

**Robert Andersson**  
Sweden

2





# 1st Track Dream-Bowl Palace Open 2010



## Finale 4

				Hdcp.	RO
1	Paul Moor England	212	228	440	
8	Ghislaine van der Tol Netherlands	248	183	447	16
4	Dominic Barrett England	206	212	418	
5	Marco Baade Germany	163	236	399	
3	Robert Andersson Sweden	222	227	449	
6	Thomas Larsen Denmark	248	156	404	
2	Jens Nickel Germany	177	236	413	
7	Tomas Leandersson Sweden	178	212	390	

## Finale 5

				Hdcp.	RO
	Robert Andersson Sweden	232	219	451	
	Dominic Barrett England	182	163	345	
	Jens Nickel Germany	202	222	424	
	Ghislaine van der Tol Netherlands	202	214	432	16

## Finale 6

				Hdcp.	RO
	Robert Andersson Sweden				
	Ghislaine van der Tol Netherlands				

1	
2	





# 1st Track Dream-Bowl Palace Open 2010



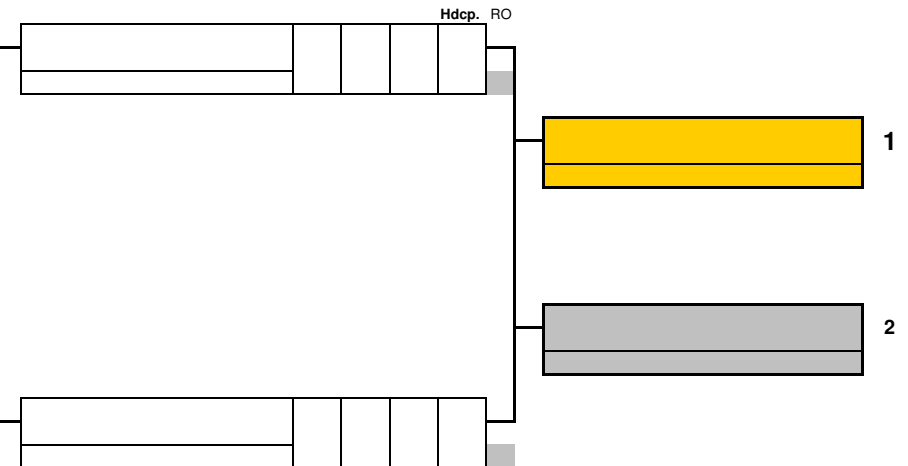
## Finale 4

				Hdcp.	RO
1	Paul Moor England	212	228	440	
8	Ghislaine van der Tol Netherlands	248	183	447	16
4	Dominic Barrett England	206	212	418	
5	Marco Baade Germany	163	236	399	
3	Robert Andersson Sweden	222	227	449	
6	Thomas Larsen Denmark	248	156	404	
2	Jens Nickel Germany	177	236	413	
7	Tomas Leandersson Sweden	178	212	390	

## Finale 5

					Hdcp.	RO
	Robert Andersson Sweden					
	Dominic Barrett England					
	Jens Nickel Germany					
	Ghislaine van der Tol Netherlands					

## Finale 6





# 1st Track Dream-Bowl Palace Open 2010



Final 3 (Place 1 - 8 from All Event and Place 1 - 12 from Final 2)

Official			Date 04.07.2010 13:55								
Pos	Country	Code	Name	1	2	3	4	Hdcp.	Total	Ave.	Diff.
1.	England	4821	Paul Moor	205	245	225	258		933	233,25	56
2.	Germany	4411	Jens Nickel	279	224	185	237		925	231,25	48
3.	Sweden	4251	Robert Andersson	215	257	203	246		921	230,25	44
4.	England	4801	Dominic Barrett	217	190	253	249		909	227,25	32
5.	Germany	4401	Marco Baade	247	210	223	224		904	226,00	27
6.	Denmark	4501	Thomas Larsen	257	212	237	197		903	225,75	26
7.	Sweden	4231	Tomas Leandersson	256	217	206	206		885	221,25	8
8.	Netherlands	3251	Ghislaine van der Tol	234	248	185	178	32	877	219,25	0
9.	Finland	4831	Mika Koivuniemi	212	220	191	235		858	214,50	-19
10.	England	4811	Stuart Williams	238	194	221	186		839	209,75	-38
11.	Finland	4741	Osku Palermaa	233	170	237	194		834	208,50	-43
12.	Germany	5671	Sascha Hauchwitz	215	204	194	215		828	207,00	-49
13.	Norway	5341	Mads Sandbaekken	216	194	234	183		827	206,75	-50
14.	USA	5611	Chris Loschetter	192	219	181	233		825	206,25	-52
15.	Germany	4591	Bodo Konieczny	216	225	189	195		825	206,25	-52
16.	England	5891	Matt Miller	167	234	222	180		803	200,75	-74
17.	Denmark	4521	Anders Lousdal	177	178	178	246		779	194,75	-98
18.	Sweden	4291	Martin Paulsson	147	183	223	205		758	189,50	-119
19.	Germany	5651	Clemens Ulsamer	190	162	146	211		709	177,25	-168
20.	Finland	4611	Perttu Jussila	191	168	191	150		700	175,00	-177



# 1st Track Dream-Bowl Palace Open 2010




Final 2 (Place 9 - 16 from All Event und Place 1 - 16 from Final 1)

Official			Date 04.07.2010 12:04								
Pos	Country	Code	Name	1	2	3	4	Hdcp.	Total	Ave.	Diff.
1.	Germany	5671	Sascha Hauchwitz	237	223	230	279		969	242,25	151
2.	Germany	4401	Marco Baade	228	211	225	248		912	228,00	94
3.	USA	5611	Chris Loschetter	210	229	224	244		907	226,75	89
4.	England	5891	Matt Miller	199	232	248	226		905	226,25	87
5.	England	4801	Dominic Barrett	173	247	223	247		890	222,50	72
6.	Finland	4831	Mika Koivuniemi	222	220	192	225		859	214,75	41
7.	Sweden	4231	Tomas Leandersson	212	207	230	198		847	211,75	29
8.	Sweden	4291	Martin Paulsson	176	223	191	246		836	209,00	18
9.	Germany	4411	Jens Nickel	204	224	209	198		835	208,75	17
10.	Finland	4741	Osku Palermaa	211	220	187	204		822	205,50	4
11.	England	4821	Paul Moor	161	226	202	231		820	205,00	2
12.	Denmark	4521	Anders Lousdal	211	231	176	200		818	204,50	0
13.	Finland	1031	Jesse Kallio	222	221	202	172		817	204,25	-1
14.	Germany	4181	Stephan Unger	196	204	213	203		816	204,00	-2
15.	Norway	5361	Bjorn Einar Rudshagen	173	226	182	233		814	203,50	-4
16.	Finland	4881	Joonas Jähi	203	205	205	197		810	202,50	-8
17.	Finland	4841	Pasi Uotila	225	206	164	197		792	198,00	-26
18.	Germany	5281	Peter Knopp	191	196	222	174		783	195,75	-35
19.	Norway	5331	Tore Torgersen	225	180	220	148		773	193,25	-45
20.	Denmark	4511	Frederik Ohrgaard	241	165	175	190		771	192,75	-47
21.	Sweden	4281	Erik Andersin	198	196	190	183		767	191,75	-51
22.	Kuwait	5751	Mohammed Kamel	237	192	181	145		755	188,75	-63
23.	Germany	4421	Eike Kabowski	174	191	216	173		754	188,50	-64
24.	Sweden	5011	Marcus Berndt	200	194	192	161		747	186,75	-71



# 1st Track Dream-Bowl Palace Open 2010



Final 1 (Squad 1 - 14, Desperado 1 - 4, Place 17 - 30 from All Event)

Official				Date 04.07.2010 09:37							
Pos	Country	Code	Name	1	2	3	4	Hdcp.	Total	Ave.	Diff.
1.	Finland	4831	Mika Koivuniemi	243	225	300	226		994	248,50	189
2.	Germany	4411	Jens Nickel	182	238	257	260		937	234,25	132
3.	England	4801	Dominic Barrett	254	202	235	227		918	229,50	113
4.	England	4821	Paul Moor	233	189	205	288		915	228,75	110
5.	Norway	5361	Bjorn Einar Rudshagen	193	226	247	224		890	222,50	85
6.	Denmark	4521	Anders Lousdal	266	188	177	258		889	222,25	84
7.	Norway	5331	Tore Torgersen	224	225	229	199		877	219,25	72
8.	Sweden	4281	Erik Andersin	197	196	255	215		863	215,75	58
9.	Sweden	5011	Marcus Berndt	269	193	182	216		860	215,00	55
10.	Finland	1031	Jesse Kallio	268	196	191	205		860	215,00	55
11.	Germany	5281	Peter Knopp	226	200	193	226		845	211,25	40
12.	Finland	4881	Joonas Jähi	202	225	194	222		843	210,75	38
13.	Denmark	4511	Frederik Ohrgaard	170	219	222	224		835	208,75	30
14.	Germany	4401	Marco Baade	202	191	202	236		831	207,75	26
15.	Finland	4741	Osku Palermaa	246	224	178	168		816	204,00	11
16.	Germany	4181	Stephan Unger	238	173	182	212		805	201,25	0
17.	USA	5451	Brian Voss	194	202	223	184		803	200,75	-2
18.	Germany	5851	Achim Grabowski	246	162	175	215		798	199,50	-7
19.	Germany	4031	Michael Holzapfel	192	187	200	214		793	198,25	-12
20.	Australia	5801	Andrew Frawley	173	206	211	200		790	197,50	-15
21.	Denmark	4171	Jimmy Mortensen	218	143	170	247		778	194,50	-27
22.	Austria	5591	Michael Grabovac	195	200	200	180		775	193,75	-30
23.	Finland	4861	Petteri Salonen	188	176	210	190		764	191,00	-41
24.	Finland	4851	Juhani Tonteri	194	198	180	191		763	190,75	-42
25.	Denmark	4541	Mik Stampe	179	215	179	180		753	188,25	-52
26.	Kuwait	5791	Mohammed Al Rageeba	178	212	162	198		750	187,50	-55
27.	Finland	4571	Markku Veijanen	182	172	213	181		748	187,00	-57
28.	Germany	3291	Sabrina Laub	204	160	160	169	32	725	181,25	-80
29.	Sweden	4431	Ulf Bolleby	165	160	208	178		711	177,75	-94
30.	Germany	6041	Christian Rechenberg	183	178	142	207		710	177,50	-95
31.	Germany	4601	Kai Günther	176	168	212	148		704	176,00	-101
32.	Kuwait	5781	Raken Al Amiri	196	140	176	190		702	175,50	-103



# 1st Track Dream-Bowl Palace Open2010



## Women

Date 03.07.2010 19:09

Desper.

Pos.	Country	Code	Name	1	2	3	4	5	6	Total	Ave. Hdcp.	Total incl.	
1.	Germany	3292	Sabrina Laub	201	256	164	225	233	180	1259	217,83	48	1307
2.	Germany	3401	Natascha Kögler	234	233	190	191	178	206	1232	213,33	48	1280
3.	Germany	3261	Birgit Pöppler	180	248	171	162	267	202	1230	213,00	48	1278
4.	Germany	3351	Manuela Öing	167	203	198	237	199	220	1224	212,00	48	1272
5.	Netherlands	3321	Wendy Kok	188	192	257	184	148	237	1206	209,00	48	1254
6.	Germany	3021	Eva Lindner	180	232	204	211	195	166	1188	206,00	48	1236
7.	Germany	3181	Julia Stolting	218	165	201	210	171	213	1178	204,33	48	1226
8.	Spain	3151	Dulce Fernandez	190	203	178	222	184	194	1171	203,17	48	1219
9.	Germany	3031	Nicole Heberle	199	161	226	222	192	171	1171	203,17	48	1219
10.	Germany	3101	Lisa Kabowski	225	179	172	211	178	202	1167	202,50	48	1215
12.	Germany	3421	Nina Weschke	183	235	190	192	202	155	1157	200,83	48	1205
11.	Germany	3011	Tanja Gäbler	204	198	173	190	170	222	1157	200,83	48	1205
13.	Netherlands	3252	Ghislaine van der Tol	181	176	215	203	180	199	1154	200,33	48	1202
14.	Germany	3041	Melanie Gerbracht	195	167	185	175	236	193	1151	199,83	48	1199
15.	Netherlands	3281	Nicole Sanders	226	168	233	154	200	157	1138	197,67	48	1186
16.	Germany	3381	Janina Wagner	190	184	238	189	153	179	1133	196,83	48	1181
17.	Russia	3201	Galina Maslova	189	182	225	151	202	183	1132	196,67	48	1180
18.	Germany	3211	Katrin Kretschmann	181	184	193	182	218	166	1124	195,33	48	1172
19.	Germany	3071	Cornelia Glasl	192	179	179	202	218	152	1122	195,00	48	1170
20.	Germany	3061	Sabine Reslmaier	207	176	171	178	181	203	1116	194,00	48	1164
21.	Germany	3411	Kathy Hauchwitz	203	199	182	182	182	163	1111	193,17	48	1159
22.	Netherlands	2023	Maxime de Rooij	188	179	174	186	161	192	1080	188,00	48	1128
23.	Germany	3111	Petra Riemerschmid	191	217	195	165	153	141	1062	185,00	48	1110
24.	Germany	3391	Manuela Schlingensief	175	162	190	155	175	200	1057	184,17	48	1105
25.	Finland	3121	Margit Keituri	199	191	171	170	153	170	1054	183,67	48	1102
26.	Germany	3191	Tanya Cuva	179	167	183	166	183	168	1046	182,33	48	1094
27.	Germany	2011	Alexandra Kammerer	191	179	157	155	152	178	1012	176,67	48	1060
28.	Germany	3051	Natalie Janorschke	160	155	167	153	202	166	1003	175,17	48	1051
29.	Germany	3361	Manuela Then	148	165	194	158	158	173	996	174,00	48	1044
30.	Germany	3371	Adile Sarcan	200	147	157	181	146	148	979	171,17	48	1027
31.	Russia	2033	Polina Kharlamova	149	152	153	193	173	143	963	168,50	48	1011
32.	Switzerland	3131	Alexandra Tiefel	116	142	105	129	165	99	756	134,00	48	804



# 1st Track Dream-Bowl Palace Open 2010

## Youth Women and Men



Date 03.07.2010 23:25

Desper.

Pos.	Country	Code	Name	1	2	3	4	5	6	Total	Ave. Hdcp.	Total incl.
1.	Finland	1035	Jesse Kallio	244	237	178	268	195	224	1346	224,33	1346
2.	Germany	1132	Tobias Börding	204	205	211	191	215	224	1250	208,33	1250
3.	Finland	1141	Niko Kurppa	220	210	204	226	170	199	1229	204,83	1229
4.	Netherlands	1082	Ramon Hilferink	205	173	267	187	189	195	1216	202,67	1216
5.	Spain	1052	Ferico Tatil	180	171	198	265	203	190	1207	201,17	1207
6.	Germany	1012	Lukas Eigelt	208	199	223	182	208	174	1194	199,00	1194
7.	Russia	1072	Alexander Brykov	201	168	223	177	177	190	1136	189,33	1136
8.	Czech Republic	1121	Martin Siroky	199	155	176	212	202	187	1131	188,50	1131
9.	Germany	1041	Jan Schwarz	155	191	187	236	185	176	1130	188,33	1130
10.	Netherlands	2023	Maxime de Rooij	188	179	174	186	161	192	1080	188,00	48 1128
11.	Germany	1101	Kevin Owens	215	204	176	141	159	214	1109	184,83	1109
12.	Germany	2011	Alexandra Kammerer	191	179	157	155	152	178	1012	176,67	48 1060
13.	Germany	1021	Philipp Schütt	167	168	181	184	157	196	1053	175,50	1053
14.	Germany	1111	Felix Ehrhardt	182	182	151	194	125	183	1017	169,50	1017
15.	Russia	2033	Polina Kharlamova	149	152	153	193	173	143	963	168,50	48 1011
16.	Switzerland	1091	Levin Möckli	148	162	161	141	156	100	868	144,67	868





# 1st Track Dream-Bowl Palace Open 2010



## Qualification Final

Date 04.07.2010 00:47

Pos.		Country	Code	Name	Total	Ave.
1.	Gruppe 1	Germany	4031	Michael Holzapfel	<b>1335</b>	222,50
2.	Gruppe 2	Germany	4591	Bodo Konieczny	<b>1385</b>	230,83
3.	Gruppe 3	Germany	5283	Peter Knopp	<b>1327</b>	221,17
4.	Gruppe 4	Germany	6041	Christian Rechenberg	<b>1347</b>	224,50
5.	Gruppe 5	Finland	4612	Perttu Jussila	<b>1388</b>	231,33
6.	Gruppe 6	Kuwait	5752	Mohammed Kamel	<b>1371</b>	228,50
7.	Gruppe 7	England	4812	Stuart Williams	<b>1389</b>	231,50
8.	Gruppe 8	Finland	4842	Pasi Uotila	<b>1358</b>	226,33
9.	Gruppe 9	Sweden	4252	Robert Andersson	<b>1471</b>	245,17
10.	Gruppe 10	Norway	5343	Mads Sandbaekken	<b>1393</b>	232,17
11.	Gruppe 11	Denmark	4503	Thomas Larsen	<b>1449</b>	241,50
12.	Gruppe 12	Germany	5673	Sascha Hauchwitz	<b>1356</b>	226,00
13.	Gruppe 13	Finland	4745	Osku Palermaa	<b>1341</b>	223,50
14.	Gruppe 14	Netherlands	3253	Ghislaine van der Tol	<b>1451</b>	241,83
1.	Desperado 1	Norway	5361	Bjorn Einar Rudshagen	<b>289</b>	
2.	Desperado 2	Kuwait	5781	Raken Al Amiri	<b>269</b>	
3.	Desperado 3	Denmark	4521	Anders Lousdal	<b>255</b>	
4.	Desperado 4	Australia	5801	Andrew Frawley	<b>248</b>	
1.	General Standing	Germany	5652	Clemens Ulsamer	<b>1443</b>	240,50
2.	General Standing	USA	5611	Chris Loschetter	<b>1373</b>	228,83
3.	General Standing	Sweden	4291	Martin Paulsson	<b>1368</b>	228,00
4.	General Standing	England	5893	Matt Miller	<b>1358</b>	226,33
5.	General Standing	Germany	4423	Eike Kabowski	<b>1354</b>	225,67
6.	General Standing	Sweden	4232	Tomas Leandersson	<b>1353</b>	225,50
7.	General Standing	Norway	5332	Tore Torgersen	<b>1351</b>	225,17
8.	General Standing	Finland	4831	Mika Koivuniemi	<b>1348</b>	224,67
9.	General Standing	Finland	1035	Jesse Kallio	<b>1346</b>	224,33
10.	General Standing	Sweden	4284	Erik Andersin	<b>1344</b>	224,00
11.	General Standing	England	4801	Dominic Barrett	<b>1342</b>	223,67
12.	General Standing	USA	5453	Brian Voss	<b>1340</b>	223,33
13.	General Standing	Germany	4401	Marco Baade	<b>1334</b>	222,33
14.	General Standing	Germany	5851	Achim Grabowski	<b>1330</b>	221,67
15.	General Standing	Sweden	4433	Ulf Bolleby	<b>1324</b>	220,67
16.	General Standing	Germany	4182	Stephan Unger	<b>1322</b>	220,33
17.	General Standing	Germany	4601	Kai Günther	<b>1321</b>	220,17
17.	General Standing	Austria	5593	Michael Grabovac	<b>1321</b>	220,17
19.	General Standing	Kuwait	5791	Mohammed Al Rageeba	<b>1320</b>	220,00
19.	General Standing	Germany	4413	Jens Nickel	<b>1320</b>	220,00
21.	General Standing	Sweden	5012	Marcus Berndt	<b>1318</b>	219,67
21.	General Standing	Denmark	4511	Frederik Ohrgaard	<b>1318</b>	219,67
21.	General Standing	Finland	4573	Markku Veijanen	<b>1318</b>	219,67
24.	General Standing	Denmark	4174	Jimmy Mortensen	<b>1317</b>	219,50
25.	General Standing	Finland	4882	Joonas Jähi	<b>1313</b>	218,83
26.	General Standing	Finland	4861	Petteri Salonen	<b>1308</b>	218,00
27.	General Standing	Germany	3292	Sabrina Laub	<b>1307</b>	217,83
28.	General Standing	England	4823	Paul Moor	<b>1305</b>	217,50
29.	General Standing	Finland	4854	Juhani Tonteri	<b>1302</b>	217,00
30.	General Standing	Denmark	4542	Mik Stampe	<b>1299</b>	216,50
31.	General Standing	Germany	5722	Kai-Wan Kuo	<b>1298</b>	216,33
31.	General Standing	Norway	5371	Fredrik Tjernes	<b>1298</b>	216,33
33.	General Standing	Germany	5442	Manuel Mrosek	<b>1295</b>	215,83
34.	General Standing	Sweden	4261	Mathias Årup	<b>1293</b>	215,50
35.	General Standing	Germany	4051	Dirk Baade	<b>1292</b>	215,33
53.	General Standing	Denmark	4524	Anders Lousdal	<b>1292</b>	215,33
36.	General Standing	Finland	4563	Mikko Hirvonen	<b>1280</b>	213,33
36.	General Standing	Germany	3401	Natascha Kögler	<b>1280</b>	213,33
38.	General Standing	Denmark	4494	Jesper Agerbo	<b>1279</b>	213,17
39.	General Standing	Germany	3261	Birgit Pöppler	<b>1278</b>	213,00
40.	General Standing	Austria	5841	Michael Mayer	<b>1277</b>	212,83

41.	General Standing	Iceland	5052	Hafthor Hardarson	<b>1276</b>	212,67
41.	General Standing	Germany	4383	Tim Friedrichs	<b>1276</b>	212,67
43.	General Standing	Germany	4152	Oliver Blase	<b>1275</b>	212,50
53.	General Standing	Australia	5801	Andrew Frawley	<b>1272</b>	212,00
44.	General Standing	Germany	3351	Manuela Öing	<b>1272</b>	212,00
44.	General Standing	Finland	4622	Petri Keituri	<b>1272</b>	212,00
46.	General Standing	Germany	4022	Tobias Gäbler	<b>1271</b>	211,83
53.	General Standing	Kuwait	5782	Raken Al Amiri	<b>1268</b>	211,33
47.	General Standing	Germany	5982	Daniel Hellmich	<b>1267</b>	211,17
48.	General Standing	Kuwait	5765	Basel Al Anzi	<b>1264</b>	210,67
49.	General Standing	Finland	4683	Denis Cakar	<b>1263</b>	210,50
53.	General Standing	Norway	5362	Bjorn Einar Rudshagen	<b>1261</b>	210,17
50.	General Standing	Germany	4191	Jamie McDermott	<b>1261</b>	210,17
51.	General Standing	Finland	4634	Timo Alho	<b>1257</b>	209,50
51.	General Standing	Germany	4212	Helmut Peinelt	<b>1257</b>	209,50



# 1st Track Dream-Bowl Palace Open 2010

## General Standing



Date 03.07.2010 23:15

Pos.	Country	Code	Name	1	2	3	4	5	6	Total	Ave. incl.	Hdcp.	Total incl.
1.	Sweden	4252	Robert Andersson	245	217	214	265	264	266	1471	245,17		1471
2.	Netherlands	3253	Ghislaine van der Tol	228	231	185	211	248	300	1403	241,83	48	1451
3.	Denmark	4503	Thomas Larsen	279	256	198	236	213	267	1449	241,50		1449
4.	Germany	5652	Clemens Ulsamer	245	277	184	259	237	241	1443	240,50		1443
5.	Norway	5343	Mads Sandbaekken	267	235	201	246	218	226	1393	232,17		1393
6.	England	4812	Stuart Williams	224	228	224	243	252	218	1389	231,50		1389
7.	Finland	4612	Perttu Jussila	230	264	218	227	278	171	1388	231,33		1388
8.	Germany	4591	Bodo Konieczny	278	233	181	249	229	215	1385	230,83		1385
9.	Germany	5672	Sascha Hauchwitz	227	217	234	204	248	243	1373	228,83		1373
10.	USA	5611	Chris Loschetter	226	235	215	245	237	215	1373	228,83		1373
11.	Kuwait	5752	Mohammed Kamel	217	223	247	227	246	211	1371	228,50		1371
12.	Sweden	4291	Martin Paulsson	226	267	236	200	193	246	1368	228,00		1368
13.	England	5893	Matt Miller	231	209	237	246	223	212	1358	226,33		1358
14.	Finland	4842	Pasi Uotila	248	245	184	213	267	201	1358	226,33		1358
15.	Germany	4423	Eike Kabowski	245	238	207	225	193	246	1354	225,67		1354
16.	Sweden	4232	Tomas Leandersson	170	190	252	249	265	227	1353	225,50		1353
17.	Norway	5332	Tore Torgersen	140	268	198	255	256	234	1351	225,17		1351
18.	Finland	4831	Mika Koivuniemi	248	202	214	232	225	227	1348	224,67		1348
19.	Germany	6041	Christian Rechenberg	253	192	185	236	227	254	1347	224,50		1347
20.	Finland	1035	Jesse Kallio	244	237	178	268	195	224	1346	224,33		1346
21.	Sweden	4284	Erik Andersin	182	268	228	196	245	225	1344	224,00		1344
22.	England	4801	Dominic Barrett	215	257	190	192	232	256	1342	223,67		1342
23.	Finland	4745	Osku Palermaa	234	199	297	206	202	203	1341	223,50		1341
24.	USA	5453	Brian Voss	213	182	232	256	205	252	1340	223,33		1340
25.	Germany	4031	Michael Holzapfel	234	198	188	268	213	234	1335	222,50		1335
26.	Germany	4401	Marco Baade	196	245	226	238	226	203	1334	222,33		1334
27.	Germany	5851	Achim Grabowski	213	247	220	221	223	206	1330	221,67		1330
28.	Germany	5282	Peter Knopp	180	256	213	245	197	238	1329	221,50		1329
29.	Sweden	4433	Ulf Bolleby	257	192	225	269	174	207	1324	220,67		1324
30.	Germany	4182	Stephan Unger	180	266	214	225	169	268	1322	220,33		1322
31.	Germany	4601	Kai Günther	243	210	185	233	236	214	1321	220,17		1321
32.	Austria	5593	Michael Grabovac	202	230	215	268	204	202	1321	220,17		1321
33.	Kuwait	5791	Mohammed Al Rageeba	208	199	235	190	242	246	1320	220,00		1320
34.	Germany	4413	Jens Nickel	208	212	234	201	243	222	1320	220,00		1320
35.	Sweden	5012	Marcus Berndt	192	212	230	215	233	236	1318	219,67		1318
36.	Denmark	4511	Frederik Ohrgaard	227	226	238	181	227	219	1318	219,67		1318
37.	Finland	4573	Markku Veijanen	192	199	246	226	251	204	1318	219,67		1318
38.	Denmark	4174	Jimmy Mortensen	234	258	208	169	247	201	1317	219,50		1317
39.	Finland	4882	Joonas Jähi	201	215	248	212	266	171	1313	218,83		1313
40.	Finland	4861	Petteri Salonen	215	227	238	212	194	222	1308	218,00		1308
41.	Germany	3292	Sabrina Laub	201	256	164	225	233	180	1259	217,83	48	1307
42.	England	4823	Paul Moor	227	213	253	168	198	246	1305	217,50		1305
43.	Finland	4854	Juhani Tonteri	203	244	231	215	202	207	1302	217,00		1302
44.	Denmark	4542	Mik Stampe	188	248	203	214	248	198	1299	216,50		1299
45.	Germany	5722	Kai-Wan Kuo	224	269	170	197	216	222	1298	216,33		1298
46.	Norway	5371	Fredrik Tjernes	226	203	275	177	220	197	1298	216,33		1298
47.	Germany	5442	Manuel Mrosek	236	225	184	183	222	245	1295	215,83		1295
48.	Sweden	4261	Mathias Årup	258	227	144	247	225	192	1293	215,50		1293
49.	Germany	4051	Dirk Baade	225	203	226	168	221	249	1292	215,33		1292
50.	Denmark	4524	Anders Lousdal	220	230	221	198	184	239	1292	215,33		1292
51.	Finland	4563	Mikko Hirvonen	238	234	193	216	187	212	1280	213,33		1280
52.	Germany	3401	Natascha Kögler	234	233	190	191	178	206	1232	213,33	48	1280
53.	Denmark	4494	Jesper Agerbo	201	245	252	226	178	177	1279	213,17		1279
54.	Germany	3261	Birgit Pöppler	180	248	171	162	267	202	1230	213,00	48	1278
55.	Austria	5841	Michael Mayer	222	180	225	203	189	258	1277	212,83		1277
56.	Iceland	5052	Hafthor Hardarson	174	237	246	173	206	240	1276	212,67		1276

57.	Germany	4383	Tim Friedrichs	201	202	227	218	237	191	1276	212,67		1276
58.	Germany	4152	Oliver Blase	206	184	245	257	227	156	1275	212,50		1275
59.	Australia	5801	Andrew Frawley	198	223	223	185	217	226	1272	212,00		1272
60.	Germany	3351	Manuela Öing	167	203	198	237	199	220	1224	212,00	48	1272
61.	Finland	4622	Petri Keituri	234	187	243	212	225	171	1272	212,00		1272
62.	Germany	4022	Tobias Gäbler	161	185	226	268	221	210	1271	211,83		1271
63.	Kuwait	5782	Raken Al Amiri	187	224	256	178	195	228	1268	211,33		1268
64.	Germany	5982	Daniel Hellmich	236	183	216	172	247	213	1267	211,17		1267
65.	Kuwait	5765	Basel Al Anzi	203	184	221	232	145	279	1264	210,67		1264
66.	Finland	4683	Denis Cakar	197	204	258	167	200	237	1263	210,50		1263
67.	Norway	5362	Bjorn Einar Rudshagen	149	247	166	216	247	236	1261	210,17		1261
68.	Germany	4191	Jamie McDermott	192	176	275	202	203	213	1261	210,17		1261
69.	Finland	4634	Timo Alho	209	194	181	194	257	222	1257	209,50		1257
70.	Germany	4212	Helmut Peinelt	211	232	192	163	257	202	1257	209,50		1257
71.	Netherlands	3321	Wendy Kok	188	192	257	184	148	237	1206	209,00	48	1254
72.	Germany	4962	Christian Seidl	234	191	186	215	204	224	1254	209,00		1254
73.	Germany	4551	Sven Pauli	223	165	236	206	212	212	1254	209,00		1254
74.	Germany	5603	Stefan Klockgether	179	186	187	231	247	222	1252	208,67		1252
75.	Germany	6011	Mohammed Ahmed Salem Al Ali	225	198	227	198	199	205	1252	208,67		1252
76.	Germany	4713	Dirk Dreyer	209	192	254	195	199	202	1251	208,50		1251
77.	Germany	1132	Tobias Börding	204	205	211	191	215	224	1250	208,33		1250
78.	Denmark	4532	Paul Hutchinson	208	278	198	167	217	181	1249	208,17		1249
79.	Italy	5044	Gianpiero Coppola	202	181	170	279	168	248	1248	208,00		1248
80.	Switzerland	4091	Andreas Ebener	224	205	208	209	181	221	1248	208,00		1248
81.	Ukraine	5071	Oleksandr Kalika	188	203	255	208	195	197	1246	207,67		1246
82.	Germany	4791	Sandro Ancarani	189	198	225	237	211	185	1245	207,50		1245
83.	Sweden	4271	Dennis Eklund	210	200	200	224	225	184	1243	207,17		1243
84.	Germany	5561	Dirk Völkel	220	189	179	246	203	202	1239	206,50		1239
85.	Germany	5261	Peter Basner	170	203	206	215	217	227	1238	206,33		1238
86.	Germany	4782	Christoph Berger	198	225	183	230	230	172	1238	206,33		1238
87.	Finland	5103	Joonas Jehkinen	214	215	182	204	221	201	1237	206,17		1237
88.	Germany	4041	Robert Wölki	262	166	212	168	194	234	1236	206,00		1236
89.	Germany	3021	Eva Lindner	180	232	204	211	195	166	1188	206,00	48	1236
90.	Germany	5242	Frank Öing	212	163	228	189	220	222	1234	205,67		1234
91.	Germany	5691	Frank Börner	187	135	246	193	221	250	1232	205,33		1232
92.	USA	6102	Pat Nolan	166	193	192	218	220	243	1232	205,33		1232
93.	Germany	5131	David Canady	198	173	200	252	203	203	1229	204,83		1229
94.	Finland	1141	Niko Kurppa	220	210	204	226	170	199	1229	204,83		1229
95.	Germany	6071	Hans-Jürgen Glasl	228	202	176	206	238	178	1228	204,67		1228
96.	Germany	4012	Bernhard Stöckl	192	233	205	211	202	184	1227	204,50		1227
97.	Germany	3181	Julia Stolting	218	165	201	210	171	213	1178	204,33	48	1226
98.	Kuwait	5774	Jassem Darwish	254	210	178	192	209	179	1222	203,67		1222
99.	Spain	3151	Dulce Fernandez	190	203	178	222	184	194	1171	203,17	48	1219
100.	Germany	3031	Nicole Heberle	199	161	226	222	192	171	1171	203,17	48	1219
101.	Germany	5522	Marcel Keil	174	213	204	193	209	225	1218	203,00		1218
102.	Netherlands	1082	Ramon Hilferink	205	173	267	187	189	195	1216	202,67		1216
103.	Germany	3101	Lisa Kabowski	225	179	172	211	178	202	1167	202,50	48	1215
104.	Germany	5391	Michael Michajlow	222	197	193	199	204	199	1214	202,33		1214
105.	Germany	5871	Tilo Matthies	228	217	170	196	211	192	1214	202,33		1214
106.	Germany	5092	Harald Laub	139	199	207	197	234	237	1213	202,17		1213
107.	Spain	1052	Ferico Tatil	180	171	198	265	203	190	1207	201,17		1207
108.	Germany	3011	Tanja Gäbler	204	198	173	190	170	222	1157	200,83	48	1205
109.	Ukraine	5062	Mykhaylo Kalika	220	203	221	200	180	181	1205	200,83		1205
110.	Germany	3421	Nina Weschke	183	235	190	192	202	155	1157	200,83	48	1205
111.	Germany	6081	Martin Knöbl	198	158	226	199	216	202	1199	199,83		1199
112.	Germany	3041	Melanie Gerbracht	195	167	185	175	236	193	1151	199,83	48	1199
113.	Norway	5383	Martin Olsen	186	205	215	242	173	178	1199	199,83		1199
114.	Germany	5401	Michael Harles	206	268	212	176	171	166	1199	199,83		1199
115.	Germany	5862	Oliver Mielentz	212	190	235	179	171	211	1198	199,67		1198
116.	Germany	5702	Pascal Winterheimer	211	211	183	200	200	193	1198	199,67		1198
117.	USA	4124	Kenneth Bland	245	175	210	172	188	205	1195	199,17		1195
118.	Netherlands	4932	Dwayne van Zandwijk	194	209	193	217	200	181	1194	199,00		1194
119.	Germany	1012	Lukas Eigelt	208	199	223	182	208	174	1194	199,00		1194
120.	Slovenia	5953	Anze Grabrijan	190	146	215	230	203	209	1193	198,83		1193


121.	Germany	4391	Jens Muth	182	212	207	227	173	192	1193	198,83		1193
122.	Germany	5551	Ralf Schlingensief	181	181	230	159	189	246	1186	197,67		1186
123.	Finland	4903	Samu Valaranta	163	146	213	200	231	233	1186	197,67		1186
124.	Netherlands	3281	Nicole Sanders	226	168	233	154	200	157	1138	197,67	48	1186
125.	Slovenia	5961	Matej Fegus	199	199	173	219	213	182	1185	197,50		1185
126.	Germany	4772	Marcel Bagemihl	188	179	220	182	189	224	1182	197,00		1182
127.	Germany	3381	Janina Wagner	190	184	238	189	153	179	1133	196,83	48	1181
128.	Russia	3201	Galina Maslova	189	182	225	151	202	183	1132	196,67	48	1180
129.	Germany	6092	Torsten Filor	190	226	175	168	204	216	1179	196,50		1179
130.	Germany	5741	Wolfgang Kossin	173	204	224	225	166	187	1179	196,50		1179
131.	Catalonia	4303	Alvar Cardona	193	208	185	199	178	212	1175	195,83		1175
132.	USA	5632	Allan Smith	204	215	191	159	190	214	1173	195,50		1173
133.	Germany	3211	Katrin Kretschmann	181	184	193	182	218	166	1124	195,33	48	1172
134.	Germany	3071	Cornelia Glasl	192	179	179	202	218	152	1122	195,00	48	1170
135.	Germany	5681	Frank Drevenstedt	193	177	170	191	180	258	1169	194,83		1169
136.	Switzerland	4642	Rinaldo Ineichen	148	228	203	170	215	204	1168	194,67		1168
137.	Netherlands	5491	Rik Nap	202	197	192	191	179	204	1165	194,17		1165
138.	Norway	5352	Svein Roger Olsen	216	214	225	183	157	170	1165	194,17		1165
139.	Germany	3061	Sabine Reslmaier	207	176	171	178	181	203	1116	194,00	48	1164
140.	Germany	5271	Klaus Bernhardt	237	200	170	192	159	205	1163	193,83		1163
141.	Germany	5922	Reiner Köpf	207	178	169	198	192	218	1162	193,67		1162
142.	Germany	3411	Kathy Hauchwitz	203	199	182	182	182	163	1111	193,17	48	1159
143.	Germany	6111	Manuel Ulber	184	166	183	206	195	222	1156	192,67		1156
144.	Germany	4762	Sven Garbotz	179	145	176	211	201	243	1155	192,50		1155
145.	Germany	5142	Helge Lindner	189	192	205	177	213	179	1155	192,50		1155
146.	Slovenia	5410	Bozo Nagode	171	232	190	204	199	154	1150	191,67		1150
147.	Germany	5541	Lars Tangermann	184	178	211	194	158	222	1147	191,17		1147
148.	Czech Republic	5931	Ludek Siroky	182	170	135	184	244	231	1146	191,00		1146
149.	Germany	4921	Peter Todosijevic	190	213	203	198	177	162	1143	190,50		1143
150.	Germany	5822	Erik Stamer	204	162	188	192	178	215	1139	189,83		1139
151.	Germany	4203	Oliver Then	221	208	164	160	197	189	1139	189,83		1139
152.	Netherlands	5203	Louis Hendriks	192	170	171	189	234	181	1137	189,50		1137
153.	Russia	1072	Alexander Brykov	201	168	223	177	177	190	1136	189,33		1136
154.	Czech Republic	1121	Martin Siroky	199	155	176	212	202	187	1131	188,50		1131
155.	Netherlands	5221	Eric van Glabbeek	168	203	194	192	194	179	1130	188,33		1130
156.	Germany	1041	Jan Schwarz	155	191	187	236	185	176	1130	188,33		1130
157.	Netherlands	2023	Maxime de Rooij	188	179	174	186	161	192	1080	188,00	48	1128
158.	Germany	5901	Florian Axt	185	179	200	199	177	187	1127	187,83		1127
159.	Slovenia	5423	Dusan Lajovic	213	196	150	179	222	167	1127	187,83		1127
160.	Germany	5971	Alexander Koller	229	147	183	147	203	216	1125	187,50		1125
161.	Germany	4372	Thomas Wacker	169	134	169	244	218	191	1125	187,50		1125
162.	Germany	4461	Karlheinz Hofbauer	222	184	195	194	152	177	1124	187,33		1124
163.	Germany	6021	Tom Freygang	156	187	170	213	205	192	1123	187,17		1123
164.	Germany	4342	Jürgen Tretbar	191	191	168	173	182	216	1121	186,83		1121
165.	Germany	5031	Robert Pirzer	235	171	154	176	169	212	1117	186,17		1117
166.	Germany	4651	Michael-Thomas Hunold	181	165	171	166	188	244	1115	185,83		1115
167.	Ukraine	5082	Vladimir Schabelskiy	170	179	200	200	201	164	1114	185,67		1114
168.	Germany	4661	Michael Schlundt	181	182	187	218	151	192	1111	185,17		1111
169.	USA	5642	Arnold Harris	189	193	179	221	180	149	1111	185,17		1111
170.	Germany	3111	Petra Riemerschmid	191	217	195	165	153	141	1062	185,00	48	1110
171.	Germany	1101	Kevin Owens	215	204	176	141	159	214	1109	184,83		1109
172.	Germany	3391	Manuela Schlingensief	175	162	190	155	175	200	1057	184,17	48	1105
173.	Germany	5731	Ralf Ommen	190	181	188	149	192	203	1103	183,83		1103
174.	Finland	3121	Margit Keituri	199	191	171	170	153	170	1054	183,67	48	1102
175.	Germany	3192	Tanya Cuva	175	202	158	167	165	180	1047	182,50	48	1095
176.	Germany	4222	Christian Mauritz	168	196	225	144	170	191	1094	182,33		1094
177.	Germany	4362	Torsten Reinhardt	178	186	225	158	168	179	1094	182,33		1094
178.	Germany	5911	Christian Cremer	163	235	147	196	191	160	1092	182,00		1092
179.	Germany	4132	Harald Eigelt	173	157	170	189	202	198	1089	181,50		1089
180.	Germany	5831	Manuel Prado	167	182	230	163	153	194	1089	181,50		1089
181.	Germany	5582	Samuel Fowlkes	194	138	201	165	180	210	1088	181,33		1088
182.	Germany	3372	Adile Sarcan	143	161	172	220	177	151	1024	178,67	48	1072
183.	Germany	2011	Alexandra Kammerer	191	179	157	155	152	178	1012	176,67	48	1060
184.	Germany	4471	Peter Markelstorfer	176	144	156	187	170	226	1059	176,50		1059

185.	Netherlands	5471	Marco Lammers	211	192	194	166	148	146	1057	176,17		1057
186.	Germany	5121	Pascal Seifert	217	140	173	146	211	169	1056	176,00		1056
187.	Switzerland	5251	Marco Marcianti	177	191	165	138	203	181	1055	175,83		1055
188.	Germany	5661	Dietmar Krämer	175	203	151	189	169	168	1055	175,83		1055
189.	Germany	1021	Philipp Schütt	167	168	181	184	157	196	1053	175,50		1053
190.	Germany	6001	Ernst Czarnowski	207	163	225	132	147	177	1051	175,17		1051
191.	Germany	3051	Natalie Janorschke	160	155	167	153	202	166	1003	175,17	48	1051
192.	Germany	3361	Manuela Then	148	165	194	158	158	173	996	174,00	48	1044
193.	Catalonia	4311	Alvaro Jose Cardona	146	196	156	160	211	170	1039	173,17		1039
194.	Netherlands	5231	Ronnie Lenting	133	169	133	192	212	196	1035	172,50		1035
195.	Germany	4702	Michael Hilpert	164	167	167	208	162	166	1034	172,33		1034
196.	Germany	4671	Thomas Heim	144	184	176	202	159	165	1030	171,67		1030
197.	Spain	5432	Jesus Ballesteros	207	162	161	148	196	155	1029	171,50		1029
198.	Germany	5291	Fredric Owens	205	191	133	138	156	198	1021	170,17		1021
199.	Germany	6061	Stefan Müller	188	162	214	188	122	147	1021	170,17		1021
200.	Germany	1111	Felix Ehrhardt	182	182	151	194	125	183	1017	169,50		1017
201.	Russia	2033	Polina Kharlamova	149	152	153	193	173	143	963	168,50	48	1011
202.	Austria	6031	Robert Wegenast	118	180	187	196	180	140	1001	166,83		1001
203.	Germany	5991	Klaus Heinel	132	155	179	188	164	176	994	165,67		994
204.	Germany	5191	Philippe Lebeau	134	132	206	166	178	172	988	164,67		988
205.	Germany	5812	Martin Wilfinger	203	159	175	160	143	147	987	164,50		987
206.	Germany	4331	Udo Pick	169	170	174	159	157	157	986	164,33		986
207.	Germany	5531	René Witschakowski	165	180	171	173	142	150	981	163,50		981
208.	Germany	5182	Alexander Thümmler	170	146	137	152	186	185	976	162,67		976
209.	Germany	4481	Andrea Curseri	111	174	155	163	166	141	910	151,67		910
210.	Germany	6051	Alexander Mittermaier	140	157	158	180	147	112	894	149,00		894
211.	Switzerland	1091	Levin Möckli	148	162	161	141	156	100	868	144,67		868
212.	Switzerland	3131	Alexandra Tiefel	116	142	105	129	165	99	756	134,00	48	804



# 1st Track Dream-Bowl Palace Open 2010

Desperado



Official

Date 04.07.2010 00:42

Pos	Country	Code	Name	1	Hdcp	Total	Diff.
1.	Norway	5361	Bjorn Einar Rudshagen	289		289	0
2.	Kuwait	5781	Raken Al Amiri	269		269	-20
3.	Denmark	4521	Anders Lousdal	255		255	-34
4.	Australia	5801	Andrew Frawley	248		248	-41
5.	Germany	5911	Christian Cremer	244		244	-45
6.	Sweden	4271	Dennis Eklund	243		243	-46
7.	Netherlands	1081	Ramon Hilferink	242		242	-47
8.	Germany	5441	Manuel Mrosek	241		241	-48
9.	Iceland	5051	Hafthor Hardarson	236		236	-53
10.	Germany	4381	Tim Friedrichs	233		233	-56
11.	Ukraine	5071	Oleksandr Kalika	232		232	-57
12.	Denmark	4491	Jesper Agerbo	231		231	-58
13.	Spain	1051	Ferico Tatil	225		225	-64
14.	Catalonia	4311	Alvaro Jose Cardona	223		223	-66
15.	Norway	5351	Svein Roger Olsen	217		217	-72
16.	Spain	5431	Jesus Ballesteros	211		211	-78
17.	Germany	3371	Adile Sarcan	202	8	210	-79
18.	Norway	5381	Martin Olsen	209		209	-80
19.	Germany	5091	Harald Laub	203		203	-86
20.	Germany	5581	Samuel Fowlkes	201		201	-88
21.	Kuwait	5771	Jassem Darwish	200		200	-89
22.	Germany	4781	Christoph Berger	199		199	-90
23.	Germany	6011	Mohammed Ahmed Salem Al Ali	194		194	-95
24.	Germany	4211	Helmut Peinelt	192		192	-97
24.	Germany	5981	Daniel Hellmich	192		192	-97
26.	Germany	3421	Nina Weschke	182	8	190	-99
27.	Norway	5371	Fredrik Tjernes	187		187	-102
28.	Finland	1141	Niko Kurppa	181		181	-108
29.	Germany	5601	Stefan Klockgether	179		179	-110
29.	Netherlands	3281	Nicole Sanders	171	8	179	-110
31.	Finland	5101	Joonas Jehkinen	167		167	-122
32.	Ukraine	5061	Mykhaylo Kalika	166		166	-123
33.	Kuwait	5761	Basel Al Anzi	163		163	-126
34.	Russia	1071	Alexander Brykov	161		161	-128
35.	Russia	2031	Polina Kharlamova	146	8	154	-135
36.	Germany	3101	Lisa Kabowski	144	8	152	-137
37.	Finland	4681	Denis Cakar	151		151	-138
38.	Germany	5261	Peter Basner	144		144	-145



# 1st Track Dream-Bowl Palace Open 2010



Squad 14

Official

Date 03.07.2010 23:13

Pos	Country	Code	Name	1	2	3	4	5	6	Hdcp	Total	Ave.	Diff.
1.	Netherlands	3253	Ghislaine van der Tol	228	231	185	211	248	300	48	1451	241,83	0
2.	Germany	5652	Clemens Ulsamer	245	277	184	259	237	241		1443	240,50	-8
3.	Germany	4423	Eike Kabowski	245	238	207	225	193	246		1354	225,67	-97
4.	Finland	1035	Jesse Kallio	244	237	178	268	195	224		1346	224,33	-105
5.	Sweden	4284	Erik Andersin	182	268	228	196	245	225		1344	224,00	-107
6.	Sweden	4433	Ulf Bolleby	257	192	225	269	174	207		1324	220,67	-127
7.	Denmark	4174	Jimmy Mortensen	234	258	208	169	247	201		1317	219,50	-134
8.	Finland	4882	Joonas Jähi	201	215	248	212	266	171		1313	218,83	-138
9.	Germany	4152	Oliver Blase	206	184	245	257	227	156		1275	212,50	-176
10.	Kuwait	5767	Basel Al Anzi	191	208	219	191	232	213		1254	209,00	-197
11.	Germany	4213	Helmut Peinelt	205	209	193	237	191	208		1243	207,17	-208
12.	Germany	4782	Christoph Berger	198	225	183	230	230	172		1238	206,33	-213
13.	Finland	5103	Joonas Jehkinen	214	215	182	204	221	201		1237	206,17	-214
14.	Germany	4792	Sandro Ancarani	187	178	232	196	211	223		1227	204,50	-224
15.	Germany	5446	Manuel Mrosek	189	226	221	193	232	149		1210	201,67	-241
16.	Norway	5383	Martin Olsen	186	205	215	242	173	178		1199	199,83	-252
17.	USA	4124	Kenneth Bland	245	175	210	172	188	205		1195	199,17	-256
18.	Denmark	4535	Paul Hutchinson	192	183	178	256	173	200		1182	197,00	-269
19.	Germany	5605	Stefan Klockgether	202	202	203	198	187	189		1181	196,83	-270
20.	Australia	5802	Andrew Frawley	215	183	192	224	167	199		1180	196,67	-271
21.	Denmark	4495	Jesper Agerbo	196	225	211	185	188	173		1178	196,33	-273
22.	Catalonia	4303	Alvar Cardona	193	208	185	199	178	212		1175	195,83	-276
23.	Kuwait	5785	Raken Al Amiri	221	245	202	179	153	159		1159	193,17	-292
24.	England	4803	Dominic Barrett	168	231	202	168	191	182		1142	190,33	-309
25.	Germany	4203	Oliver Then	221	208	164	160	197	189		1139	189,83	-312
26.	Ukraine	5063	Mykhaylo Kalika	175	177	212	190	182	197		1133	188,83	-318
27.	USA	5642	Arnold Harris	189	193	179	221	180	149		1111	185,17	-340
28.	Germany	6015	Mohammed Ahmed Salem Al Ali	176	199	216	189	156	169		1105	184,17	-346
29.	Germany	3192	Tanya Cuva	175	202	158	167	165	180	48	1095	182,50	-356
31.	Netherlands	2024	Maxime de Rooij	195	176	166	170	157	182	48	1094	182,33	-357
30.	Sweden	4274	Dennis Eklund	209	179	182	134	179	211		1094	182,33	-357
32.	USA	5633	Allan Smith	181	186	185	156	232	147		1087	181,17	-364
33.	Ukraine	5073	Oleksandr Kalika	167	146	166	224	204	179		1086	181,00	-365
34.	Kuwait	5777	Jassem Darwish	192	176	171	161	192	188		1080	180,00	-371
35.	Germany	3372	Adile Sarcan	143	161	172	220	177	151	48	1072	178,67	-379
36.	Switzerland	5251	Marco Marciante	177	191	165	138	203	181		1055	175,83	-396
37.	Ukraine	5083	Vladimir Schabelskiy	167	191	171	147	200	168		1044	174,00	-407
38.	Germany	5272	Klaus Bernhardt	211	168	170	154	180	158		1041	173,50	-410
39.	Switzerland	4093	Andreas Ebener	159	180	143	218	201	122		1023	170,50	-428
40.	Netherlands	5472	Marco Lammers	174	173	130	180	176	176		1009	168,17	-442
41.	Switzerland	1091	Levin Möckli	148	162	161	141	156	100		868	144,67	-583





# 1st Track Dream-Bowl Palace Open 2010



Squad 13

Official

Date 03.07.2010 19:03

Pos	Country	Code	Name	1	2	3	4	5	6	Hdcp	Total	Ave.	Diff.
1.	Finland	4745	Osku Palermaa	234	199	297	206	202	203		1341	223,50	0
2.	Sweden	4293	Martin Paulsson	211	222	267	172	212	245		1329	221,50	-12
3.	Sweden	4263	Mathias Årup	188	216	231	204	187	230		1256	209,33	-85
4.	England	4825	Paul Moor	225	226	211	194	215	178		1249	208,17	-92
5.	Sweden	4253	Robert Andersson	213	202	234	211	196	168		1224	204,00	-117
6.	Sweden	4233	Tomas Leandersson	237	183	201	169	200	225		1215	202,50	-126
7.	Sweden	4273	Dennis Eklund	227	196	126	227	189	246		1211	201,83	-130
8.	Ukraine	5062	Mykhaylo Kalika	220	203	221	200	180	181		1205	200,83	-136
9.	Sweden	4283	Erik Andersin	218	186	180	227	223	167		1201	200,17	-140
10.	Germany	4385	Tim Friedrichs	210	215	203	180	197	194		1199	199,83	-142
11.	Ukraine	5072	Oleksandr Kalika	206	194	152	173	214	221		1160	193,33	-181
12.	Germany	4023	Tobias Gäbler	197	198	151	265	180	149		1140	190,00	-201
13.	Ukraine	5082	Vladimir Schabelskiy	170	179	200	200	201	164		1114	185,67	-227
14.	Germany	5661	Dietmar Krämer	175	203	151	189	169	168		1055	175,83	-286
15.	Germany	5583	Samuel Fowlkes	132	177	160	181	136	172		958	159,67	-383



# 1st Track Dream-Bowl Palace Open 2010



Squad 12

Official

Date 03.07.2010 15:28

Pos	Country	Code	Name	1	2	3	4	5	6	Hdcp	Total	Ave.	Diff.
1.	Germany	5673	Sascha Hauchwitz	217	249	203	225	215	247		<b>1356</b>	226,00	0
2.	Norway	5332	Tore Torgersen	140	<b>268</b>	198	<b>255</b>	<b>256</b>	234		<b>1351</b>	225,17	-5
3.	Finland	4831	Mika Koivuniemi	248	202	214	232	225	227		<b>1348</b>	224,67	-8
4.	USA	5453	Brian Voss	213	182	232	<b>256</b>	205	<b>252</b>		<b>1340</b>	223,33	-16
5.	Finland	4744	Osku Palermaa	202	238	166	207	<b>266</b>	218		<b>1297</b>	216,17	-59
6.	Denmark	4524	Anders Lousdal	220	230	221	198	184	239		<b>1292</b>	215,33	-64
7.	Sweden	5013	Marcus Berndt	245	162	195	245	207	226		<b>1280</b>	213,33	-76
8.	Denmark	4494	Jesper Agerbo	201	245	<b>252</b>	226	178	177		<b>1279</b>	213,17	-77
9.	Australia	5801	Andrew Frawley	198	223	223	185	217	226		<b>1272</b>	212,00	-84
10.	Germany	4022	Tobias Gäbler	161	185	226	<b>268</b>	221	210		<b>1271</b>	211,83	-85
11.	Iceland	5054	Hafthor Hardarson	192	205	210	193	200	<b>264</b>		<b>1264</b>	210,67	-92
12.	England	4813	Stuart Williams	172	183	238	232	248	188		<b>1261</b>	210,17	-95
13.	Germany	4151	Oliver Blase	223	198	247	198	164	216		<b>1246</b>	207,67	-110
15.	Germany	4791	Sandro Ancarani	189	198	225	237	211	185		<b>1245</b>	207,50	-111
14.	Germany	4603	Kai Günther	197	239	224	181	212	192		<b>1245</b>	207,50	-111
16.	Germany	4384	Tim Friedrichs	182	233	208	188	233	196		<b>1240</b>	206,67	-116
17.	England	4824	Paul Moor	200	214	199	221	172	230		<b>1236</b>	206,00	-120
18.	Norway	5372	Fredrik Tjernes	186	179	211	181	229	247		<b>1233</b>	205,50	-123
19.	Denmark	4544	Mik Stampe	198	218	226	172	213	199		<b>1226</b>	204,33	-130
20.	Germany	5132	David Canady	198	222	168	244	199	189		<b>1220</b>	203,33	-136
21.	Germany	3031	Nicole Heberle	199	161	226	222	192	171	48	<b>1219</b>	203,17	-137
22.	Netherlands	1082	Ramon Hilferink	205	173	<b>267</b>	187	189	195		<b>1216</b>	202,67	-140
23.	Finland	5102	Joonas Jehkinen	<b>256</b>	201	171	221	178	186		<b>1213</b>	202,17	-143
24.	Kuwait	5776	Jassem Darwish	155	244	242	226	160	176		<b>1203</b>	200,50	-153
25.	Netherlands	3252	Ghislaine van der Tol	181	176	215	203	180	199	48	<b>1202</b>	200,33	-154
26.	Norway	5363	Bjorn Einar Rudshagen	179	234	192	228	160	204		<b>1197</b>	199,50	-159
27.	Netherlands	4932	Dwayne van Zandwijk	194	209	193	217	200	181		<b>1194</b>	199,00	-162
28.	Netherlands	3322	Wendy Kok	134	203	207	193	191	215	48	<b>1191</b>	198,50	-165
29.	Finland	4903	Samu Valaranta	163	146	213	200	231	233		<b>1186</b>	197,67	-170
30.	Denmark	4534	Paul Hutchinson	194	185	189	225	172	216		<b>1181</b>	196,83	-175
31.	Germany	6092	Torsten Filor	190	226	175	168	204	216		<b>1179</b>	196,50	-177
32.	USA	5632	Allan Smith	204	215	191	159	190	214		<b>1173</b>	195,50	-183
33.	Netherlands	5491	Rik Nap	202	197	192	191	179	204		<b>1165</b>	194,17	-191
34.	Germany	5271	Klaus Bernhardt	237	200	170	192	159	205		<b>1163</b>	193,83	-193
35.	Germany	4781	Christoph Berger	170	193	184	183	233	184		<b>1147</b>	191,17	-209
36.	Norway	5353	Svein Roger Olsen	188	204	216	153	181	197		<b>1139</b>	189,83	-217
37.	Finland	1034	Jesse Kallio	219	245	200	190	180	105		<b>1139</b>	189,83	-217
38.	Netherlands	3282	Nicole Sanders	173	207	195	171	177	160	48	<b>1131</b>	188,50	-225
39.	Sweden	4432	Ulf Bolleby	162	226	142	174	212	214		<b>1130</b>	188,33	-226
40.	Norway	5382	Martin Olsen	159	206	226	190	153	185		<b>1119</b>	186,50	-237
41.	Finland	1143	Niko Kurppa	177	174	166	190	200	211		<b>1118</b>	186,33	-238
42.	Denmark	4173	Jimmy Mortensen	196	200	156	190	187	189		<b>1118</b>	186,33	-238
43.	Spain	1053	Ferico Tatil	216	185	171	200	195	145		<b>1112</b>	185,33	-244
44.	Spain	3153	Dulce Fernandez	157	180	181	197	167	181	48	<b>1111</b>	185,17	-245
45.	Germany	5604	Stefan Klockgether	193	173	214	173	188	165		<b>1106</b>	184,33	-250
46.	Germany	3191	Tanya Cuva	179	167	183	166	183	168	48	<b>1094</b>	182,33	-262
47.	Germany	5582	Samuel Fowlkes	194	138	201	165	180	210		<b>1088</b>	181,33	-268
48.	Finland	4684	Denis Cakar	171	160	188	163	190	201		<b>1073</b>	178,83	-283
49.	Germany	4202	Oliver Then	199	193	160	180	161	164		<b>1057</b>	176,17	-299
50.	Netherlands	5471	Marco Lammers	211	192	194	166	148	146		<b>1057</b>	176,17	-299
51.	Finland	4885	Joonas Jähi	187	183	165	158	175	174		<b>1042</b>	173,67	-314
53.	Spain	5432	Jesus Ballesteros	207	162	161	148	196	155		<b>1029</b>	171,50	-327
52.	Catalonia	4312	Alvaro Jose Cardona	181	185	121	205	145	192		<b>1029</b>	171,50	-327
54.	Germany	3371	Adile Sarcan	200	147	157	181	146	148	48	<b>1027</b>	171,17	-329
55.	Catalonia	4302	Alvar Cardona	171	170	221	134	170	149		<b>1015</b>	169,17	-341
56.	Russia	2033	Polina Kharlamova	149	152	153	193	173	143	48	<b>1011</b>	168,50	-345
57.	Kuwait	5766	Basel Al Anzi	165	189	108	169	217	159		<b>1007</b>	167,83	-349
58.	Russia	1074	Alexander Brykov	173	160	156	130	205	172		<b>996</b>	166,00	-360
59.	Norway	4123	Kenneth Bland	168	150	150	144	194	145		<b>951</b>	158,50	-405



# 1st Track Dream-Bowl Palace Open 2010



Squad 11

Official

Date 03.07.2010 11:14

Pos	Country	Code	Name	1	2	3	4	5	6	Hdcp	Total	Ave.	Diff.
1.	Denmark	4503	Thomas Larsen	279	256	198	236	213	267		1449	241,50	0
2.	Germany	4413	Jens Nickel	208	212	234	201	243	222		1320	220,00	-129
3.	Finland	4573	Markku Veijanen	192	199	246	226	251	204		1318	219,67	-131
4.	Denmark	4513	Frederik Ohrgaard	193	195	233	246	233	206		1306	217,67	-143
5.	Germany	4402	Marco Baade	215	216	201	259	199	215		1305	217,50	-144
6.	Finland	4854	Juhani Tonteri	203	244	231	215	202	207		1302	217,00	-147
7.	Denmark	4533	Paul Hutchinson	265	213	190	157	210	181		1216	202,67	-233
8.	Germany	3102	Lisa Kabowski	162	191	218	187	194	169	48	1169	194,83	-280
9.	Denmark	4543	Mik Stampe	179	234	156	202	195	202		1168	194,67	-281
10.	Germany	5922	Reiner Köpf	207	178	169	198	192	218		1162	193,67	-287
11.	Germany	4392	Jens Muth	182	236	192	184	202	162		1158	193,00	-291
12.	Germany	4422	Eike Kabowski	183	217	192	136	201	214		1143	190,50	-306
13.	Denmark	4493	Jesper Agerbo	168	182	191	184	203	213		1141	190,17	-308
14.	Denmark	4523	Anders Lousdal	185	247	167	192	188	159		1138	189,67	-311
15.	Netherlands	5203	Louis Hendriks	192	170	171	189	234	181		1137	189,50	-312
16.	Netherlands	2023	Maxime de Rooij	188	179	174	186	161	192	48	1128	188,00	-321
17.	Russia	1073	Alexander Brykov	143	224	225	188	154	177		1111	185,17	-338
18.	Finland	4564	Mikko Hirvonen	234	166	146	159	223	180		1108	184,67	-341
19.	Germany	4132	Harald Eigelt	173	157	170	189	202	198		1089	181,50	-360
20.	Germany	1013	Lukas Eigelt	245	191	183	141	171	155		1086	181,00	-363
21.	Germany	4373	Thomas Wacker	178	213	111	176	201	163		1042	173,67	-407
22.	Germany	5745	Wolfgang Kossin	150	152	157	176	214	174		1023	170,50	-426
23.	USA	5641	Arnold Harris	124	146	214	171	180	155		990	165,00	-459
24.	Russia	3203	Galina Maslova	183	164	186	212	179		40	964	192,80	-485
25.	USA	5631	Allan Smith	163	119	178	198	160	136		954	159,00	-495



# 1st Track Dream-Bowl Palace Open 2010



Squad 10

Official

Date 02.07.2010 21:52

Pos	Country	Code	Name	1	2	3	4	5	6	Hdcp	Total	Ave.	Diff.
1.	Norway	5343	Mads Sandbaekken	267	235	201	246	218	226		1393	232,17	0
2.	Austria	5593	Michael Grabovac	202	230	215	268	204	202		1321	220,17	-72
3.	Germany	5445	Manuel Mrosek	222	220	234	200	193	196		1265	210,83	-128
4.	Kuwait	5765	Basel Al Anzi	203	184	221	232	145	279		1264	210,67	-129
5.	Finland	4683	Denis Cakar	197	204	258	167	200	237		1263	210,50	-130
6.	Finland	4634	Timo Alho	209	194	181	194	257	222		1257	209,50	-136
7.	Germany	5603	Stefan Klockgether	179	186	187	231	247	222		1252	208,67	-141
8.	Ukraine	5071	Oleksandr Kalika	188	203	255	208	195	197		1246	207,67	-147
9.	Iceland	5053	Hafthor Hardarson	227	191	233	183	198	205		1237	206,17	-156
10.	Germany	5131	David Canady	198	173	200	252	203	203		1229	204,83	-164
11.	Finland	4884	Joonas Jähi	182	225	246	211	150	204		1218	203,00	-175
12.	Kuwait	5775	Jassem Darwish	201	269	170	205	182	189		1216	202,67	-177
13.	Sweden	4431	Ulf Bolleby	166	212	279	143	221	175		1196	199,33	-197
14.	USA	6103	Pat Nolan	198	204	186	193	225	177		1183	197,17	-210
15.	Norway	5352	Svein Roger Olsen	216	214	225	183	157	170		1165	194,17	-228
16.	Finland	5101	Joonas Jehkinen	200	165	196	192	211	193		1157	192,83	-236
17.	Germany	6111	Manuel Ulber	184	166	183	206	195	222		1156	192,67	-237
18.	Finland	4853	Juhani Tonteri	226	188	175	214	167	180		1150	191,67	-243
19.	Ukraine	5081	Vladimir Schabelskiy	175	158	194	172	205	184		1088	181,33	-305
20.	Finland	4624	Petri Keituri	189	189	181	174	158	194		1085	180,83	-308
21.	Germany	5744	Wolfgang Kossin	159	157	164	238	175	156		1049	174,83	-344
22.	Ukraine	5061	Mykhaylo Kalika	123	210	151	187	187	169		1027	171,17	-366
23.	Germany	5581	Samuel Fowlkes	137	132	133	164	168	166		900	150,00	-493
24.	Germany	6014	Mohammed Ahmed Salem Al Ali	238	159	230	173				800	200,00	-593



# 1st Track Dream-Bowl Palace Open 2010



Squad 9

Official

Date 02.07.2010 18:09

Pos	Country	Code	Name	1	2	3	4	5	6	Hdcp	Total	Ave.	Diff.
1.	Sweden	4252	Robert Andersson	245	217	214	265	264	266		1471	245,17	0
2.	England	5893	Matt Miller	231	209	237	246	223	212		1358	226,33	-113
3.	Sweden	4232	Tomas Leandersson	170	190	252	249	265	227		1353	225,50	-118
4.	Sweden	5012	Marcus Berndt	192	212	230	215	233	236		1318	219,67	-153
5.	England	4823	Paul Moor	227	213	253	168	198	246		1305	217,50	-166
6.	Denmark	4542	Mik Stampe	188	248	203	214	248	198		1299	216,50	-172
7.	Finland	1033	Jesse Kallio	230	214	225	202	189	218		1278	213,00	-193
8.	Iceland	5052	Hafthor Hardarson	174	237	246	173	206	240		1276	212,67	-195
9.	Sweden	4292	Martin Paulsson	236	158	267	185	207	204		1257	209,50	-214
10.	Finland	4743	Osku Palermaa	158	225	192	213	219	244		1251	208,50	-220
11.	Denmark	4532	Paul Hutchinson	208	278	198	167	217	181		1249	208,17	-222
12.	Finland	4862	Petteri Salonen	231	184	179	183	220	246		1243	207,17	-228
13.	Sweden	4282	Erik Andersin	207	238	202	214	157	224		1242	207,00	-229
14.	USA	6102	Pat Nolan	166	193	192	218	220	243		1232	205,33	-239
15.	Denmark	4502	Thomas Larsen	188	249	202	206	185	192		1222	203,67	-249
16.	Kuwait	5774	Jassem Darwish	254	210	178	192	209	179		1222	203,67	-249
17.	Spain	1052	Ferico Tatil	180	171	198	265	203	190		1207	201,17	-264
18.	Finland	1142	Niko Kurppa	199	207	210	212	192	182		1202	200,33	-269
19.	Spain	3152	Dulce Fernandez	198	187	174	174	201	191	48	1173	195,50	-298
20.	Sweden	4262	Mathias Årup	173	240	174	201	206	178		1172	195,33	-299
21.	Denmark	4492	Jesper Agerbo	228	175	166	204	174	224		1171	195,17	-300
22.	Finland	4902	Samu Valaranta	214	154	201	244	187	163		1163	193,83	-308
23.	Kuwait	5784	Raken Al Amiri	192	216	184	181	189	197		1159	193,17	-312
24.	Germany	4921	Peter Todosijevic	190	213	203	198	177	162		1143	190,50	-328
25.	Sweden	4272	Dennis Eklund	193	199	184	156	223	171		1126	187,67	-345
26.	Denmark	4522	Anders Lousdal	191	170	219	205	158	181		1124	187,33	-347
27.	Kuwait	5764	Basel Al Anzi	191	157	179	240	175	181		1123	187,17	-348
28.	Denmark	4512	Frederik Ohrgaard	129	243	173	181	235	144		1105	184,17	-366
29.	Italy	5045	Gianpiero Coppola	166	166	190	160	204	201		1087	181,17	-384
30.	Norway	4122	Kenneth Bland	157	244	175	169	176	158		1079	179,83	-392
31.	Germany	5121	Pascal Seifert	217	140	173	146	211	169		1056	176,00	-415
32.	Switzerland	4092	Andreas Ebener	192	196	163	164	145	186		1046	174,33	-425
33.	Catalonia	4311	Alvaro Jose Cardona	146	196	156	160	211	170		1039	173,17	-432
35.	Spain	5431	Jesus Ballesteros	190	172	182	180	151	130		1005	167,50	-466
34.	Catalonia	4301	Alvar Cardona	161	148	149	187	158	202		1005	167,50	-466



# 1st Track Dream-Bowl Palace Open 2010



Squad 8

Official

Date 02.07.2010 13:55

Pos	Country	Code	Name	1	2	3	4	5	6	Hdcp	Total	Ave.	Diff.
1.	Finland	4842	Pasi Uotila	248	245	184	213	267	201		1358	226,33	0
2.	Norway	5371	Fredrik Tjernes	226	203	275	177	220	197		1298	216,33	-60
3.	Finland	4563	Mikko Hirvonen	238	234	193	216	187	212		1280	213,33	-78
4.	Germany	5444	Manuel Mrosek	216	205	222	223	229	183		1278	213,00	-80
5.	Norway	5362	Bjorn Einar Rudshagen	149	247	166	216	247	236		1261	210,17	-97
6.	Netherlands	3321	Wendy Kok	188	192	257	184	148	237	48	1254	209,00	-104
8.	England	4822	Paul Moor	277	181	202	191	212	185		1248	208,00	-110
7.	Italy	5044	Gianpiero Coppola	202	181	170	279	168	248		1248	208,00	-110
9.	Finland	4883	Joonas Jähi	221	204	196	191	207	188		1207	201,17	-151
10.	Finland	4682	Denis Cakar	171	190	248	224	204	164		1201	200,17	-157
11.	England	4802	Dominic Barrett	168	237	205	201	177	210		1198	199,67	-160
12.	Denmark	4172	Jimmy Mortensen	199	219	246	155	154	221		1194	199,00	-164
13.	Finland	4852	Juhani Tonteri	224	193	212	204	179	181		1193	198,83	-165
14.	Netherlands	3281	Nicole Sanders	226	168	233	154	200	157	48	1186	197,67	-172
15.	Finland	4742	Osku Palermaa	182	174	200	211	171	246		1184	197,33	-174
16.	Netherlands	3251	Ghislaine van der Tol	178	169	173	192	179	224	48	1163	193,83	-195
17.	Switzerland	4644	Rinaldo Ineichen	224	171	173	177	199	215		1159	193,17	-199
18.	Norway	5351	Svein Roger Olsen	145	178	219	147	231	222		1142	190,33	-216
19.	Russia	1072	Alexander Brykov	201	168	223	177	177	190		1136	189,33	-222
20.	Germany	6091	Torsten Filor	175	202	177	188	172	211		1125	187,50	-233
21.	England	5892	Matt Miller	221	197	216	163	183	141		1121	186,83	-237
22.	Netherlands	1081	Ramon Hilferink	163	140	156	220	199	237		1115	185,83	-243
23.	Germany	5902	Florian Axt	171	181	197	201	205	157		1112	185,33	-246
24.	Finland	4572	Markku Veijanen	194	211	157	191	203	154		1110	185,00	-248
25.	Netherlands	2022	Maxime de Rooij	159	178	181	183	168	190	48	1107	184,50	-251
26.	Norway	5342	Mads Sandbaekken	192	172	167	177	178	214		1100	183,33	-258
27.	Russia	3202	Galina Maslova	162	171	186	139	197	175	48	1078	179,67	-280
28.	Germany	4552	Sven Pauli	158	176	159	210	195	163		1061	176,83	-297
29.	USA	6101	Pat Nolan	188	191	155	193	171	136		1034	172,33	-324
30.	Germany	1111	Felix Ehrhardt	182	182	151	194	125	183		1017	169,50	-341
31.	Germany	6082	Martin Knöbl	160	145	193	159	171	186		1014	169,00	-344
32.	Russia	2032	Polina Kharlamova	143	169	129	191	159	162	48	1001	166,83	-357
33.	Netherlands	5202	Louis Hendriks	181	180	141	175	165	135		977	162,83	-381
34.	Netherlands	4931	Dwayne van Zandwijk	163	179	157	156	159	152		966	161,00	-392





# 1st Track Dream-Bowl Palace Open 2010



Squad 7

Official

Date 01.07.2010 22:43

Pos	Country	Code	Name	1	2	3	4	5	6	Hdcp	Total	Ave.	Diff.
1.	England	4812	Stuart Williams	224	228	224	243	252	218		1389	231,50	0
2.	Sweden	4291	Martin Paulsson	226	267	236	200	193	246		1368	228,00	-21
3.	Sweden	4251	Robert Andersson	199	181	244	223	264	230		1341	223,50	-48
4.	USA	5452	Brian Voss	228	185	180	280	259	198		1330	221,67	-59
5.	Denmark	4511	Frederik Ohrgaard	227	226	238	181	227	219		1318	219,67	-71
6.	Sweden	4261	Mathias Årup	258	227	144	247	225	192		1293	215,50	-96
7.	Denmark	4521	Anders Lousdal	225	203	299	180	180	203		1290	215,00	-99
8.	Germany	4383	Tim Friedrichs	201	202	227	218	237	191		1276	212,67	-113
9.	Germany	5982	Daniel Hellmich	236	183	216	172	247	213		1267	211,17	-122
10.	England	5891	Matt Miller	211	201	245	186	192	219		1254	209,00	-135
11.	Denmark	4491	Jesper Agerbo	221	204	184	188	237	219		1253	208,83	-136
12.	Germany	1132	Tobias Börding	204	205	211	191	215	224		1250	208,33	-139
13.	Switzerland	4091	Andreas Ebener	224	205	208	209	181	221		1248	208,00	-141
14.	Sweden	4271	Dennis Eklund	210	200	200	224	225	184		1243	207,17	-146
15.	Norway	5361	Bjorn Einar Rudshagen	193	265	170	223	173	215		1239	206,50	-150
16.	Germany	6071	Hans-Jürgen Glasl	228	202	176	206	238	178		1228	204,67	-161
17.	England	4821	Paul Moor	210	245	212	173	184	202		1226	204,33	-163
18.	Spain	3151	Dulce Fernandez	190	203	178	222	184	194	48	1219	203,17	-170
19.	Denmark	4541	Mik Stampe	190	183	269	215	214	147		1218	203,00	-171
20.	Kuwait	5763	Basel Al Anzi	208	208	199	177	190	234		1216	202,67	-173
21.	Finland	1032	Jesse Kallio	213	213	213	213	180	181		1213	202,17	-176
22.	Iceland	5051	Hafthor Hardarson	208	198	165	209	215	211		1206	201,00	-183
23.	Sweden	4281	Erik Andersin	235	198	225	244	164	140		1206	201,00	-183
25.	Germany	4391	Jens Muth	182	212	207	227	173	192		1193	198,83	-196
24.	Slovenia	5953	Anze Grabrijan	190	146	215	230	203	209		1193	198,83	-196
26.	Kuwait	5773	Jassem Darwish	212	211	204	198	195	169		1189	198,17	-200
27.	Sweden	4231	Tomas Leandersson	228	238	184	157	177	202		1186	197,67	-203
29.	Kuwait	5783	Raken Al Amiri	218	161	248	199	210	149		1185	197,50	-204
28.	Germany	5264	Peter Basner	195	191	201	222	175	201		1185	197,50	-204
30.	Norway	5381	Martin Olsen	170	185	191	176	232	225		1179	196,50	-210
31.	Denmark	4501	Thomas Larsen	222	182	175	178	197	224		1178	196,33	-211
32.	Germany	6013	Mohammed Ahmed Salem Al Ali	202	188	244	174	179	166		1153	192,17	-236
33.	Spain	1051	Ferico Tatil	157	224	223	179	159	206		1148	191,33	-241
34.	Norway	5341	Mads Sandbaekken	205	206	194	157	171	209		1142	190,33	-247
35.	Germany	4013	Bernhard Stöckl	168	226	178	184	200	183		1139	189,83	-250
36.	Denmark	4531	Paul Hutchinson	191	197	197	193	155	168		1101	183,50	-288
37.	Netherlands	2021	Maxime de Rooij	159	181	191	203	123	191	48	1096	182,67	-293
38.	Germany	2012	Alexandra Kammerer	191	162	158	155	152	185	48	1051	175,17	-338
39.	Czech Republic	1122	Martin Siroky	157	207	193	167	160	146		1030	171,67	-359
40.	Germany	4363	Torsten Reinhardt	196	176	156	174	169	151		1022	170,33	-367
41.	Norway	4121	Kenneth Bland	151	166	164	161	130	218		990	165,00	-399
42.	Norway	5331	Tore Torgersen	154	242	166					562	187,33	-827



# 1st Track Dream-Bowl Palace Open 2010



Squad 6

Official

Date 01.07.2010 18:08

Pos	Country	Code	Name	1	2	3	4	5	6	Hdcp	Total	Ave.	Diff.
1.	Kuwait	5752	Mohammad Kamel	217	223	247	227	246	211		<b>1371</b>	<b>228,50</b>	<b>0</b>
2.	England	4801	Dominic Barrett	215	<b>257</b>	190	192	232	<b>256</b>		<b>1342</b>	<b>223,67</b>	<b>-29</b>
3.	Finland	4861	Petteri Salonen	215	227	238	212	194	222		<b>1308</b>	<b>218,00</b>	<b>-63</b>
4.	Germany	3292	Sabrina Laub	201	<b>256</b>	164	225	233	180	48	<b>1307</b>	<b>217,83</b>	<b>-64</b>
5.	Finland	4881	Joonas Jähi	188	200	205	<b>256</b>	204	238		<b>1291</b>	<b>215,17</b>	<b>-80</b>
6.	Kuwait	5782	Raken Al Amiri	187	224	<b>256</b>	178	195	228		<b>1268</b>	<b>211,33</b>	<b>-103</b>
7.	Germany	4212	Helmut Peinelt	211	232	192	163	<b>257</b>	202		<b>1257</b>	<b>209,50</b>	<b>-114</b>
8.	Germany	4551	Sven Pauli	223	165	236	206	212	212		<b>1254</b>	<b>209,00</b>	<b>-117</b>
9.	Germany	4741	Osku Palermaa	217	199	212	227	225	165		<b>1245</b>	<b>207,50</b>	<b>-126</b>
10.	Sweden	5011	Marcus Berndt	197	193	175	229	239	203		<b>1236</b>	<b>206,00</b>	<b>-135</b>
11.	Germany	3021	Eva Lindner	180	232	204	211	195	166	48	<b>1236</b>	<b>206,00</b>	<b>-135</b>
12.	Finland	4891	Niko Kurppa	220	210	204	226	170	199		<b>1229</b>	<b>204,83</b>	<b>-142</b>
13.	Germany	4012	Bernhard Stöckl	192	233	205	211	202	184		<b>1227</b>	<b>204,50</b>	<b>-144</b>
14.	Germany	6012	Mohamed Ahmed Salem Al Ali	224	180	175	<b>255</b>	190	201		<b>1225</b>	<b>204,17</b>	<b>-146</b>
15.	Germany	5443	Manuel Mrosek	217	160	233	187	204	223		<b>1224</b>	<b>204,00</b>	<b>-147</b>
16.	USA	5451	Brian Voss	171	192	216	180	227	235		<b>1221</b>	<b>203,50</b>	<b>-150</b>
17.	Finland	4633	Timo Alho	234	206	181	190	232	175		<b>1218</b>	<b>203,00</b>	<b>-153</b>
18.	Germany	5592	Michael Grabovac	205	190	214	190	180	237		<b>1216</b>	<b>202,67</b>	<b>-155</b>
19.	Germany	5092	Harald Laub	139	199	207	197	234	237		<b>1213</b>	<b>202,17</b>	<b>-158</b>
20.	Finland	4841	Pasi Uotila	218	206	223	198	172	190		<b>1207</b>	<b>201,17</b>	<b>-164</b>
21.	Germany	3184	Julia Stolting	202	197	199	189	193	179	48	<b>1207</b>	<b>201,17</b>	<b>-164</b>
22.	Denmark	4171	Jimmy Mortensen	191	189	211	201	213	195		<b>1200</b>	<b>200,00</b>	<b>-171</b>
23.	Finland	4562	Mikko Hirvonen	225	190	191	183	210	189		<b>1188</b>	<b>198,00</b>	<b>-183</b>
24.	Finland	4623	Petri Keituri	178	160	213	186	223	217		<b>1177</b>	<b>196,17</b>	<b>-194</b>
25.	Germany	5692	Frank Börner	128	233	206	204	190	207		<b>1168</b>	<b>194,67</b>	<b>-203</b>
26.	Kuwait	5762	Basel Al Anzi	213	189	174	202	175	211		<b>1164</b>	<b>194,00</b>	<b>-207</b>
27.	Italy	5043	Gianpiero Coppola	204	194	147	203	200	214		<b>1162</b>	<b>193,67</b>	<b>-209</b>
28.	Germany	5142	Helge Lindner	189	192	205	177	213	179		<b>1155</b>	<b>192,50</b>	<b>-216</b>
29.	Kuwait	5772	Jassem Darwish	<b>257</b>	171	175	177	215	157		<b>1152</b>	<b>192,00</b>	<b>-219</b>
30.	Czech Republic	5931	Ludek Soroky	182	170	135	184	244	231		<b>1146</b>	<b>191,00</b>	<b>-225</b>
31.	Germany	3062	Sabine Reslmaier	220	159	176	155	157	230	48	<b>1145</b>	<b>190,83</b>	<b>-226</b>
33.	Germany	5602	Stefan Klockgether	177	194	194	235	170	172		<b>1142</b>	<b>190,33</b>	<b>-229</b>
32.	Germany	5392	Michael Michajlow	211	237	166	168	152	208		<b>1142</b>	<b>190,33</b>	<b>-229</b>
34.	Czech Republic	1121	Martin Siroky	199	155	176	212	202	187		<b>1131</b>	<b>188,50</b>	<b>-240</b>
35.	Slovenia	5423	Dusan Lajovic	213	196	150	179	222	167		<b>1127</b>	<b>187,83</b>	<b>-244</b>
36.	Finland	4851	Juhani Tonteri	174	214	182	146	178	226		<b>1120</b>	<b>186,67</b>	<b>-251</b>
37.	England	4811	Stuart Williams	174	188	192	187	195	182		<b>1118</b>	<b>186,33</b>	<b>-253</b>
38.	Finland	4901	Samu Valaranta	135	206	158	179	213	207		<b>1098</b>	<b>183,00</b>	<b>-273</b>
39.	Germany	5552	Ralf Schlingensief	218	172	175	167	160	191		<b>1083</b>	<b>180,50</b>	<b>-288</b>
40.	Germany	4131	Harald Eigelt	<b>259</b>	131	151	161	167	213		<b>1082</b>	<b>180,33</b>	<b>-289</b>
41.	Germany	5972	Alexander Koller	244	178	152	171	149	181		<b>1075</b>	<b>179,17</b>	<b>-296</b>
42.	Switzerland	4643	Rinaldo Ineichen	180	161	204	168	181	180		<b>1074</b>	<b>179,00</b>	<b>-297</b>
43.	Germany	5912	Christian Cremer	178	193	142	170	192	190		<b>1065</b>	<b>177,50</b>	<b>-306</b>
44.	Slovenia	5413	Bozo Nagode	153	136	155	154	211	232		<b>1041</b>	<b>173,50</b>	<b>-330</b>
45.	Finland	3123	Margit Keituri	169	125	143	167	189	142	48	<b>983</b>	<b>163,83</b>	<b>-388</b>
46.	Germany	5192	Philippe Lebeau	212	119	162	174	154	153		<b>974</b>	<b>162,33</b>	<b>-397</b>
47.	Germany	4482	Andrea Curseri	147	145	124	163	124	161		<b>864</b>	<b>144,00</b>	<b>-507</b>





# 1st Track Dream-Bowl Palace Open 2010



Squad 5

Official

Date 01.07.2010 14:10

Pos	Country	Code	Name	1	2	3	4	5	6	Hdcp	Total	Ave.	Diff.
1.	Finland	4612	Perttu Jussila	230	264	218	227	278	171		1388	231,33	0
2.	USA	5611	Chris Loschetter	226	235	215	245	237	215		1373	228,83	-15
3.	Germany	5722	Kai-Wan Kuo	224	269	170	197	216	222		1298	216,33	-90
4.	Germany	3401	Natascha Kögler	234	233	190	191	178	206	48	1280	213,33	-108
5.	Finland	4622	Petri Keituri	234	187	243	212	225	171		1272	212,00	-116
6.	Germany	4412	Jens Nickel	223	211	222	164	274	174		1268	211,33	-120
7.	Germany	4962	Christian Seidl	234	191	186	215	204	224		1254	209,00	-134
8.	Finland	4571	Markku Veijanen	246	225	221	191	203	164		1250	208,33	-138
9.	Germany	5691	Frank Börner	187	135	246	193	221	250		1232	205,33	-156
10.	Germany	5522	Marcel Keil	174	213	204	193	209	225		1218	203,00	-170
11.	Germany	5391	Michael Michajlow	222	197	193	199	204	199		1214	202,33	-174
12.	Finland	1031	Jesse Kallio	171	245	188	215	227	165		1211	201,83	-177
13.	Germany	4382	Tim Friedrichs	192	203	205	177	196	234		1207	201,17	-181
16.	Germany	5401	Michael Harles	206	268	212	176	171	166		1199	199,83	-189
15.	Germany	3041	Melanie Gerbracht	195	167	185	175	236	193	48	1199	199,83	-189
14.	Germany	6081	Martin Knöbl	198	158	226	199	216	202		1199	199,83	-189
17.	Finland	4681	Denis Cakar	250	144	182	172	200	246		1194	199,00	-194
18.	Germany	3183	Julia Stolting	178	180	199	213	223	152	48	1193	198,83	-195
19.	Germany	5551	Ralf Schlingensief	181	181	230	159	189	246		1186	197,67	-202
21.	Finland	4632	Timo Alho	199	188	199	158	224	214		1182	197,00	-206
20.	Germany	4772	Marcel Bagemihl	188	179	220	182	189	224		1182	197,00	-206
22.	Finland	4561	Mikko Hirvonen	183	213	180	201	202	202		1181	196,83	-207
23.	Russia	3201	Galina Maslova	189	182	225	151	202	183	48	1180	196,67	-208
24.	Germany	3382	Janina Wagner	242	165	211	193	158	157	48	1174	195,67	-214
25.	Germany	4011	Bernhard Stöckl	213	188	206	203	174	189		1173	195,50	-215
26.	Switzerland	4642	Rinaldo Ineichen	148	228	203	170	215	204		1168	194,67	-220
27.	Germany	3061	Sabine Reslmaier	207	176	171	178	181	203	48	1164	194,00	-224
28.	Slovenia	5962	Matej Fegus	171	244	195	213	176	161		1160	193,33	-228
29.	Germany	4762	Sven Garbotz	179	145	176	211	201	243		1155	192,50	-233
30.	Italy	5042	Gianpiero Coppola	156	233	167	207	217	169		1149	191,50	-239
31.	Germany	5263	Peter Basner	172	157	223	225	148	222		1147	191,17	-241
32.	Germany	3422	Nina Weschke	185	167	178	189	176	190	48	1133	188,83	-255
35.	Germany	4372	Thomas Wacker	169	134	169	244	218	191		1125	187,50	-263
33.	Slovenia	5952	Anze Grabrijan	168	181	196	177	185	218		1125	187,50	-263
34.	Germany	5971	Alexander Koller	229	147	183	147	203	216		1125	187,50	-263
36.	Germany	4462	Karlheinz Hofbauer	169	176	168	202	181	226		1122	187,00	-266
37.	Germany	4342	Jürgen Tretbar	191	191	168	173	182	216		1121	186,83	-267
38.	Germany	3391	Manuela Schlingensief	175	162	190	155	175	200	48	1105	184,17	-283
40.	Germany	4362	Torsten Reinhardt	178	186	225	158	168	179		1094	182,33	-294
39.	Germany	4222	Christian Mauritz	168	196	225	144	170	191		1094	182,33	-294
41.	Russia	1071	Alexander Brykov	213	200	178	181	169	148		1089	181,50	-299
42.	Slovenia	5412	Bozo Nagode	190	176	157	175	189	191		1078	179,67	-310
43.	Germany	4211	Helmut Peinelt	187	193	182	155	168	185		1070	178,33	-318
44.	Netherlands	5201	Louis Hendriks	178	175	161	166	218	157		1055	175,83	-333
45.	Germany	4702	Michael Hilpert	164	167	167	208	162	166		1034	172,33	-354
46.	Germany	5743	Wolfgang Kossin	153	192	201	164	166	153		1029	171,50	-359
47.	Slovenia	5422	Dusan Lajovic	148	191	184	190	141	170		1024	170,67	-364
48.	Finland	3122	Margit Keituri	178	115	171	159	161	173	48	1005	167,50	-383
49.	Russia	2031	Polina Kharlamova	147	145	169	172	155	167	48	1003	167,17	-385
50.	Germany	5732	Ralf Ommen	147	178	161	185	170	161		1002	167,00	-386
51.	Germany	5191	Philippe Lebeau	134	132	206	166	178	172		988	164,67	-400
52.	Germany	5812	Martin Wilfinger	203	159	175	160	143	147		987	164,50	-401
53.	Germany	5182	Alexander Thümmler	170	146	137	152	186	185		976	162,67	-412
54.	Germany	4332	Udo Pick	135	161	139	176	139	177		927	154,50	-461



# 1st Track Dream-Bowl Palace Open 2010



Squad 4

Official

Date 30.06.2010 22:49

Pos	Country	Code	Name	1	2	3	4	5	6	Hdcp	Total	Ave.	Diff.
1.	Germany	6041	Christian Rechenberg	253	192	185	236	227	254		1347	224,50	0
2.	Kuwait	5791	Mohammad Al Rageeba	208	199	235	190	242	246		1320	220,00	-27
3.	Germany	3291	Sabrina Laub	205	216	235	179	225	197	48	1305	217,50	-42
4.	Germany	4411	Jens Nickel	235	203	237	223	197	209		1304	217,33	-43
5.	Germany	5442	Manuel Mrosek	236	225	184	183	222	245		1295	215,83	-52
6.	Germany	6011	Mohamed Ahmed Salem Al Ali	225	198	227	198	199	205		1252	208,67	-95
7.	Kuwait	5751	Mohammad Kamel	214	194	191	196	234	221		1250	208,33	-97
8.	Finland	4611	Perttu Jussila	195	174	224	202	195	257		1247	207,83	-100
9.	Kuwait	5761	Basel Al Amiri	200	210	220	185	204	220		1239	206,50	-108
10.	Austria	5842	Michael Mayer	210	204	181	236	189	215		1235	205,83	-112
11.	Germany	5262	Peter Basner	195	227	187	177	198	247		1231	205,17	-116
12.	Germany	5591	Michael Grabovac	204	177	184	199	228	226		1218	203,00	-129
13.	Germany	1131	Tobias Börding	202	179	224	153	266	186		1210	201,67	-137
14.	Germany	5721	Kai-Wan Kuo	204	188	211	206	201	199		1209	201,50	-138
15.	Finland	4621	Petri Keituri	181	237	168	220	171	225		1202	200,33	-145
16.	Germany	1012	Lukas Eigelt	208	199	223	182	208	174		1194	199,00	-153
17.	Finland	4631	Timo Alho	180	206	193	198	224	186		1187	197,83	-160
18.	Slovenia	5961	Matej Fegus	199	199	173	219	213	182		1185	197,50	-162
19.	Germany	3381	Janina Wagner	190	184	238	189	153	179	48	1181	196,83	-166
20.	Germany	5091	Harald Laub	191	166	190	268	210	156		1181	196,83	-166
21.	Germany	3071	Cornelia Glasl	192	179	179	202	218	152	48	1170	195,00	-177
22.	Slovenia	5410	Bozo Nagode	171	232	190	204	199	154		1150	191,67	-197
23.	Slovenia	5951	Anze Grabrijan	194	173	195	186	218	173		1139	189,83	-208
25.	Kuwait	5771	Jassem Darwish	181	180	167	214	203	193		1138	189,67	-209
24.	Germany	4961	Christian Seidl	234	183	146	202	161	212		1138	189,67	-209
26.	Italy	5041	Gianpiero Coppola	137	232	180	224	160	200		1133	188,83	-214
27.	Germany	1041	Jan Schwarz	155	191	187	236	185	176		1130	188,33	-217
28.	Germany	4461	Karlheinz Hofbauer	222	184	195	194	152	177		1124	187,33	-223
29.	Germany	6021	Tom Freygang	156	187	170	213	205	192		1123	187,17	-224
30.	Germany	5031	Robert Pirzer	235	171	154	176	169	212		1117	186,17	-230
31.	Germany	4651	Michael-Thomas Hunold	181	165	171	166	188	244		1115	185,83	-232
32.	Germany	5981	Daniel Hellmich	177	155	214	161	205	203		1115	185,83	-232
33.	Germany	4381	Tim Friedrichs	184	217	183	178	175	177		1114	185,67	-233
34.	Germany	4661	Michael Schlundt	181	182	187	218	151	192		1111	185,17	-236
35.	Germany	3111	Petra Riemerschmid	191	217	195	165	153	141	48	1110	185,00	-237
37.	Kuwait	5781	Raken Al Amiri	155	177	207	179	221	170		1109	184,83	-238
36.	Germany	1101	Kevin Owens	215	204	176	141	159	214		1109	184,83	-238
38.	Germany	5731	Ralf Ommen	190	181	188	149	192	203		1103	183,83	-244
39.	Finland	3121	Margit Keituri	199	191	171	170	153	170	48	1102	183,67	-245
40.	Germany	4371	Thomas Wacker	221	190	171	183	178	155		1098	183,00	-249
41.	Germany	4761	Sven Garbotz	169	170	182	171	188	215		1095	182,50	-252
42.	Germany	5911	Christian Cremer	163	235	147	196	191	160		1092	182,00	-255
43.	Germany	5601	Stefan Klockgether	170	208	191	206	157	158		1090	181,67	-257
44.	Germany	4341	Jürgen Tretbar	136	208	159	213	194	175		1085	180,83	-262
45.	Germany	4361	Torsten Reinhardt	162	174	189	200	183	169		1077	179,50	-270
46.	Slovenia	5421	Dusan Lajovic	165	178	206	183	157	172		1061	176,83	-286
47.	Germany	2011	Alexandra Kammerer	191	179	157	155	152	178	48	1060	176,67	-287
48.	Germany	4471	Peter Markelstorfer	176	144	156	187	170	226		1059	176,50	-288
50.	Switzerland	4641	Rinaldo Ineichen	142	203	182	173	182	174		1056	176,00	-291
49.	Germany	4771	Marcel Bagemihl	179	158	146	226	166	181		1056	176,00	-291
51.	Germany	6001	Ernst Czarnowski	207	163	225	132	147	177		1051	175,17	-296
52.	Germany	4671	Thomas Heim	144	184	176	202	159	165		1030	171,67	-317
53.	Germany	5521	Marcel Keil	166	161	178	174	153	192		1024	170,67	-323
55.	Germany	6061	Stefan Müller	188	162	214	188	122	147		1021	170,17	-326
54.	Germany	5291	Fredric Owens	205	191	133	138	156	198		1021	170,17	-326
56.	Austria	6031	Robert Wegenast	118	180	187	196	180	140		1001	166,83	-346
57.	Germany	5991	Klaus Heinel	132	155	179	188	164	176		994	165,67	-353

58.	Germany	4221	<b>Christian Mauritz</b>	150	164	145	137	187	204	<b>987</b>	<b>164,50</b>	<b>-360</b>
59.	Germany	4331	<b>Udo Pick</b>	169	170	174	159	157	157	<b>986</b>	<b>164,33</b>	<b>-361</b>
60.	Germany	5531	<b>René Witschakowski</b>	165	180	171	173	142	150	<b>981</b>	<b>163,50</b>	<b>-366</b>
61.	Germany	5181	<b>Alexander Thümmler</b>	168	176	169	175	133	150	<b>971</b>	<b>161,83</b>	<b>-376</b>
62.	Germany	5811	<b>Martin Wilfinger</b>	171	180	136	163	154	153	<b>957</b>	<b>159,50</b>	<b>-390</b>
63.	Germany	5141	<b>Helge Lindner</b>	146	140	133	175	147	212	<b>953</b>	<b>158,83</b>	<b>-394</b>
64.	Germany	4701	<b>Michael Hilpert</b>	142	160	135	191	169	134	<b>931</b>	<b>155,17</b>	<b>-416</b>
65.	Germany	4481	<b>Andrea Curseri</b>	111	174	155	163	166	141	<b>910</b>	<b>151,67</b>	<b>-437</b>
66.	Germany	6051	<b>Alexander Mittermaier</b>	140	157	158	180	147	112	<b>894</b>	<b>149,00</b>	<b>-453</b>



# 1st Track Dream-Bowl Palace Open 2010



Squad 3

Official

Date 27.06.2010 19:46

Pos	Country	Code	Name	1	2	3	4	5	6	Hdcp	Total	Ave.	Diff.
1.	Germany	5283	Peter Knopp	228	192	211	253	231	212		1327	221,17	0
2.	Germany	4713	Dirk Dreyer	209	192	254	195	199	202		1251	208,50	-76
3.	Germany	5561	Dirk Völkel	220	189	179	246	203	202		1239	206,50	-88
4.	Germany	5261	Peter Basner	170	203	206	215	217	227		1238	206,33	-89
5.	Germany	5242	Frank Öing	212	163	228	189	220	222		1234	205,67	-93
6.	Germany	4192	Jamie McDermott	196	202	176	182	208	254		1218	203,00	-109
7.	Germany	3352	Manuela Öing	214	198	164	166	212	200	48	1202	200,33	-125
8.	Germany	1011	Lukas Eigelt	177	194	198	175	212	201		1157	192,83	-170
9.	Germany	5863	Oliver Mielentz	171	206	194	224	174	171		1140	190,00	-187
10.	Germany	5742	Wolfgang Kossin	164	217	190	182	143	187		1083	180,50	-244
11.	Germany	5921	Reiner Köpf	191	145	130	200	177	233		1076	179,33	-251
12.	Germany	5441	Manuel Mrosek	211	147	199	209	142	150		1058	176,33	-269
13.	Germany	4042	Robert Wölki	188	176	156	139	171	223		1053	175,50	-274
14.	Netherlands	5231	Ronnie Lenting	133	169	133	192	212	196		1035	172,50	-292



# 1st Track Dream-Bowl Palace Open 2010



Squad 2

Official

Date 27.06.2010 16:04

Pos	Country	Code	Name	1	2	3	4	5	6	Hdcp	Total	Ave.	Diff.
1.	Germany	4591	<b>Bodo Konieczny</b>	<b>278</b>	233	181	249	229	215		<b>1385</b>	<b>230,83</b>	<b>0</b>
2.	Germany	5672	<b>Sascha Hauchwitz</b>	227	217	234	204	248	243		<b>1373</b>	<b>228,83</b>	<b>-12</b>
3.	Germany	4401	<b>Marco Baade</b>	196	245	226	238	226	203		<b>1334</b>	<b>222,33</b>	<b>-51</b>
4.	Germany	5282	<b>Peter Knopp</b>	180	<b>256</b>	213	245	197	238		<b>1329</b>	<b>221,50</b>	<b>-56</b>
5.	Germany	4182	<b>Stephan Unger</b>	180	<b>266</b>	214	225	169	<b>268</b>		<b>1322</b>	<b>220,33</b>	<b>-63</b>
6.	Germany	5852	<b>Achim Grabowski</b>	225	228	191	194	209	236		<b>1283</b>	<b>213,83</b>	<b>-102</b>
7.	Austria	5841	<b>Michael Mayer</b>	222	180	225	203	189	<b>258</b>		<b>1277</b>	<b>212,83</b>	<b>-108</b>
8.	Germany	3351	<b>Manuela Öing</b>	167	203	198	237	199	220	48	<b>1272</b>	<b>212,00</b>	<b>-113</b>
9.	Germany	4041	<b>Robert Wölki</b>	<b>262</b>	166	212	168	194	234		<b>1236</b>	<b>206,00</b>	<b>-149</b>
10.	Germany	4052	<b>Dirk Baade</b>	222	181	206	192	224	210		<b>1235</b>	<b>205,83</b>	<b>-150</b>
11.	Germany	4602	<b>Kai Günther</b>	222	239	187	165	173	231		<b>1217</b>	<b>202,83</b>	<b>-168</b>
12.	Germany	4421	<b>Eike Kabowski</b>	188	180	222	214	213	200		<b>1217</b>	<b>202,83</b>	<b>-168</b>
13.	Germany	3101	<b>Lisa Kabowski</b>	225	179	172	211	178	202	48	<b>1215</b>	<b>202,50</b>	<b>-170</b>
14.	Germany	4712	<b>Dirk Dreyer</b>	221	213	232	171	182	186		<b>1205</b>	<b>200,83</b>	<b>-180</b>
15.	Germany	5862	<b>Oliver Mielentz</b>	212	190	235	179	171	211		<b>1198</b>	<b>199,67</b>	<b>-187</b>
16.	Germany	5702	<b>Pascal Winterheimer</b>	211	211	183	200	200	193		<b>1198</b>	<b>199,67</b>	<b>-187</b>
17.	Germany	5241	<b>Frank Öing</b>	215	220	183	165	213	197		<b>1193</b>	<b>198,83</b>	<b>-192</b>
18.	Germany	3012	<b>Tanja Gäbler</b>	190	173	197	238	146	188	48	<b>1180</b>	<b>196,67</b>	<b>-205</b>
19.	Germany	3262	<b>Birgit Pöppler</b>	182	201	197	205	193	151	48	<b>1177</b>	<b>196,17</b>	<b>-208</b>
20.	Germany	5872	<b>Tilo Matthies</b>	229	196	194	170	193	178		<b>1160</b>	<b>193,33</b>	<b>-225</b>
21.	Germany	3182	<b>Julia Stolting</b>	175	192	183	176	230	155	48	<b>1159</b>	<b>193,17</b>	<b>-226</b>
22.	Germany	3212	<b>Katrin Kretschmann</b>	193	156	187	149	212	203	48	<b>1148</b>	<b>191,33</b>	<b>-237</b>
23.	Germany	5822	<b>Erik Stamer</b>	204	162	188	192	178	215		<b>1139</b>	<b>189,83</b>	<b>-246</b>
24.	Netherlands	5221	<b>Eric van Glabbeek</b>	168	203	194	192	194	179		<b>1130</b>	<b>188,33</b>	<b>-255</b>
25.	Germany	4201	<b>Oliver Then</b>	202	183	179	222	183	159		<b>1128</b>	<b>188,00</b>	<b>-257</b>
26.	Germany	5682	<b>Frank Drevenstedt</b>	168	208	179	160	197	202		<b>1114</b>	<b>185,67</b>	<b>-271</b>
27.	Germany	3361	<b>Manuela Then</b>	148	165	194	158	158	173	48	<b>1044</b>	<b>174,00</b>	<b>-341</b>



# 1st Track Dream-Bowl Palace Open 2010



Squad 1

Official

Date 27.06.2010 11:51

Pos	Country	Code	Name	1	2	3	4	5	6	Hdcp	Total	Ave.	Diff.
1.	Germany	4031	Michael Holzapfel	234	198	188	268	213	234		1335	222,50	0
2.	Germany	5851	Achim Grabowski	213	247	220	221	223	206		1330	221,67	-5
3.	Germany	4601	Kai Günther	243	210	185	233	236	214		1321	220,17	-14
4.	Germany	5281	Peter Knopp	258	180	184	225	235	235		1317	219,50	-18
5.	Germany	4051	Dirk Baade	225	203	226	168	221	249		1292	215,33	-43
6.	Germany	3261	Birgit Pöppler	180	248	171	162	267	202	48	1278	213,00	-57
7.	Germany	4181	Stephan Unger	232	182	201	235	233	185		1268	211,33	-67
8.	Germany	5671	Sascha Hauchwitz	185	202	178	238	239	222		1264	210,67	-71
9.	Germany	4191	Jamie McDermott	192	176	275	202	203	213		1261	210,17	-74
10.	Germany	3181	Julia Stolting	218	165	201	210	171	213	48	1226	204,33	-109
11.	Germany	5871	Tilo Matthies	228	217	170	196	211	192		1214	202,33	-121
12.	Germany	3011	Tanja Gäbler	204	198	173	190	170	222	48	1205	200,83	-130
13.	Germany	3421	Nina Weschke	183	235	190	192	202	155	48	1205	200,83	-130
14.	Germany	5741	Wolfgang Kossin	173	204	224	225	166	187		1179	196,50	-156
15.	Germany	3211	Katrin Kretschmann	181	184	193	182	218	166	48	1172	195,33	-163
16.	Germany	4711	Dirk Dreyer	211	205	169	233	170	182		1170	195,00	-165
17.	Germany	5681	Frank Drevenstedt	193	177	170	191	180	258		1169	194,83	-166
18.	Germany	3411	Kathy Hauchwitz	203	199	182	182	182	163	48	1159	193,17	-176
19.	Germany	5701	Pascal Winterheimer	191	159	204	183	223	191		1151	191,83	-184
20.	Germany	5541	Lars Tangermann	184	178	211	194	158	222		1147	191,17	-188
21.	Germany	5861	Oliver Mielentz	196	166	240	153	187	203		1145	190,83	-190
22.	Germany	4021	Tobias Gäbler	193	185	232	164	184	183		1141	190,17	-194
23.	Germany	5901	Florian Axt	185	179	200	199	177	187		1127	187,83	-208
24.	Germany	5821	Erik Stamer	189	207	167	197	175	163		1098	183,00	-237
25.	Germany	5831	Manuel Prado	167	182	230	163	153	194		1089	181,50	-246
26.	Germany	5651	Clemens Ulsamer	187	176	177	189	178	164		1071	178,50	-264
27.	Germany	1021	Philipp Schütt	167	168	181	184	157	196		1053	175,50	-282
28.	Germany	3051	Natalie Janorschke	160	155	167	153	202	166	48	1051	175,17	-284
29.	Switzerland	3131	Alexandra Tiefel	116	142	105	129	165	99	48	804	134,00	-531